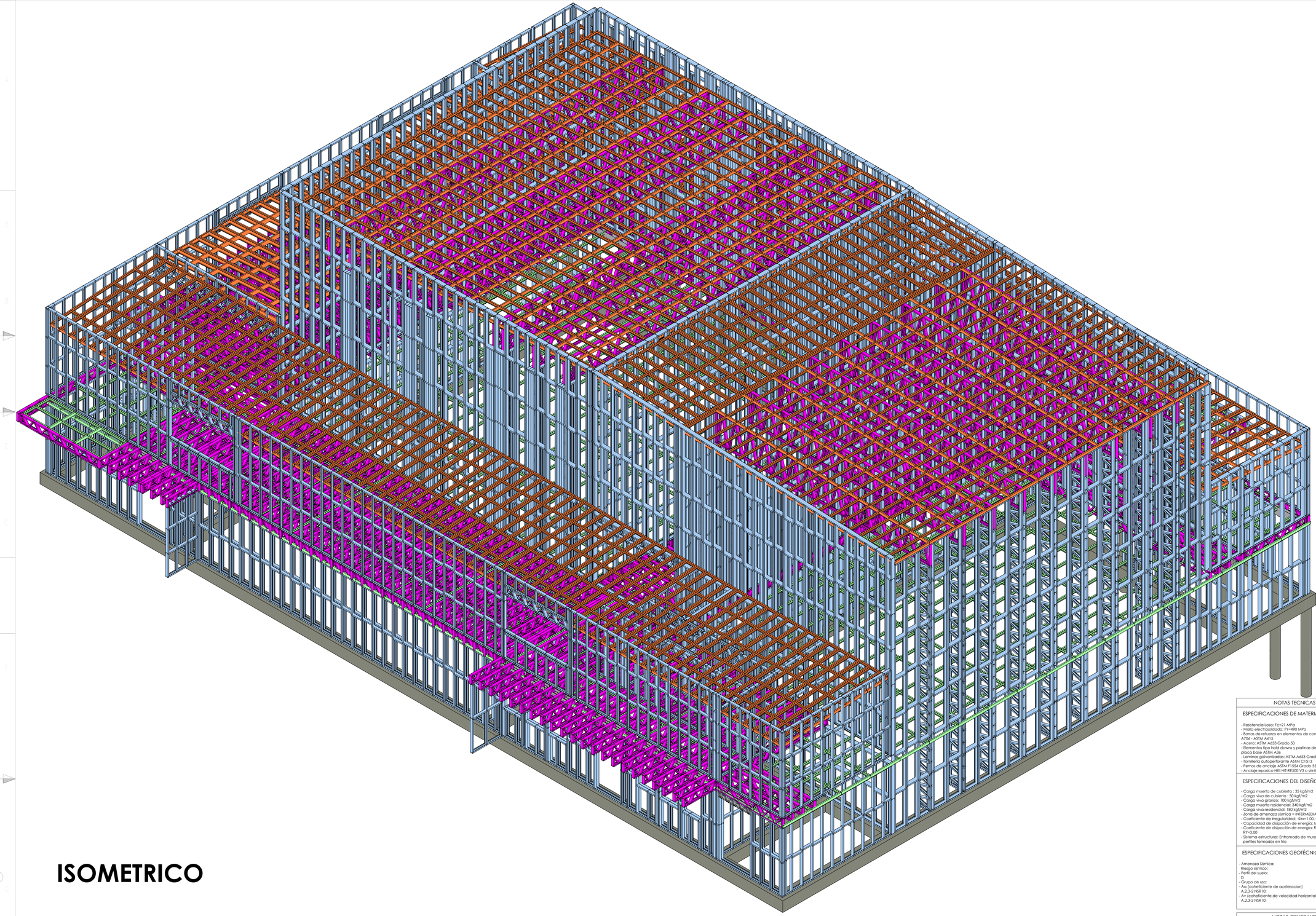

# ISOMETRICO

ESCALA: 1:50 (IMPRESIÓN FORMATO A1)

NOTAS TECNICAS

ESPECIFICACIONES DE MATERIALES

- Resistencia Losa: f'c=21 MPa
- Malla electrosoldada: f'y=490 MPa
- Barras de refuerzo en elementos de concreto ASTM A706 - ASTM A615
- Acero: ASTM A653 Grado 50
- Elementos tipo hold downs y platinas de conexion y placa base ASTM A36
- Laminas galvanizadas: ASTM A653 Grado 50
- Tornilleria autoperforante ASTM C1513
- Pernos de anclaje ASTM F1554 Grado 55
- Anclaje epoxico HIlti HIT-RE500 V3 o similar

ESPECIFICACIONES DEL DISEÑO (NRS-10)

- Carga muerta de cubierta : 35 kgf/m2
- Carga viva de cubierta : 50 kgf/m2
- Carga viva granizo: 100 kgf/m2
- Carga muerta residencial: 340 kgf/m2
- Carga viva residencial: 180 kgf/m2
- Zona de amenaza sísmica = INTERMEDIA
- Coeficiente de irregularidad: Φx=1.00, Φy=1.00
- Capacidad de disipación de energía: Moderada (DMO)
- Coeficiente de disipación de energía: R0=3.00, RX=3.00, RY=3.00
- Sistema estructural: Entramado de muros de cortante en perfiles formados en frío

ESPECIFICACIONES GEOTÉCNICAS

| | |
|---|---|
| - Amenaza Sísmica: | A.2.3-2 NSR-10 |
| Riesgo sísmico: | INTERMEDIO |
| - Perfil del suelo: | A.2.4-1 NSR-10 |
| D | |
| - Grupo de uso: | III = 1.25 |
| - Aa (coheficiente de aceleracion) A.2.3-2 NSR10: | 0.15 |
| - Av (coheficiente de velocidad horizontal) A.2.3-2 NSR10: | 0.20 |

NOTAS GENERALES

- Todos los elementos de anclaje a los elementos preexistentes son especificaciones y recomendaciones no vinculantes cuya responsabilidad reposa en el constructor.
- No tomar medidas a escala de este plano.
- Cualquier cambio en estos diseños deben ser calculados con el Ingeniero Calculista.
- Cualquier plano del proyecto debe leerse conjuntamente con este plano.
- Todas las medidas en mm; a no ser que se indique lo contrario

ESTUDIOS Y DISEÑOS PARA LA CONSTRUCCIÓN DEL CEDI, CENTRO DE DISTRIBUCIÓN DE MEDICAMENTOS DEL HOSPITAL SAN RAFAEL DE YOLOMBÓ

PROPIETARIO:

ESE Hospital San Rafael Yolombó
*Transformando vidas*

HOSPITAL SAN RAFAEL
MUNICIPIO DE YOLOMBO

CONSULTOR:

CONVERGE

CONVERGE CONSTRUCTORES S.A.S

LIENZO ingenieria

OBRA

**CEDI YOLOMBO**

CONTENIDO DEL PLANO

**ISOMETRICO**

DISEÑO:
**ING. CESAR CORDOBA**

DIBUJO:
**JORDAN RENTERIA**

FIRMA:

**ING. CESAR CORDOBA**

MATRICULA: 011037 - 0612583 ANT

FIRMA REVISOR:

MODIFICACIONES:

| REVISIONES | VERSION | FECHA |
|---|---|---|
| DETALLE DE ESCALERA | 01 | 11/12/25 |
| | | |
| | | |
| | | |
| | | |

FECHA: **11/12/2025**

ESCALA:

ARCHIVO: **CEDI YOLOMBO**

PLANO: **100**

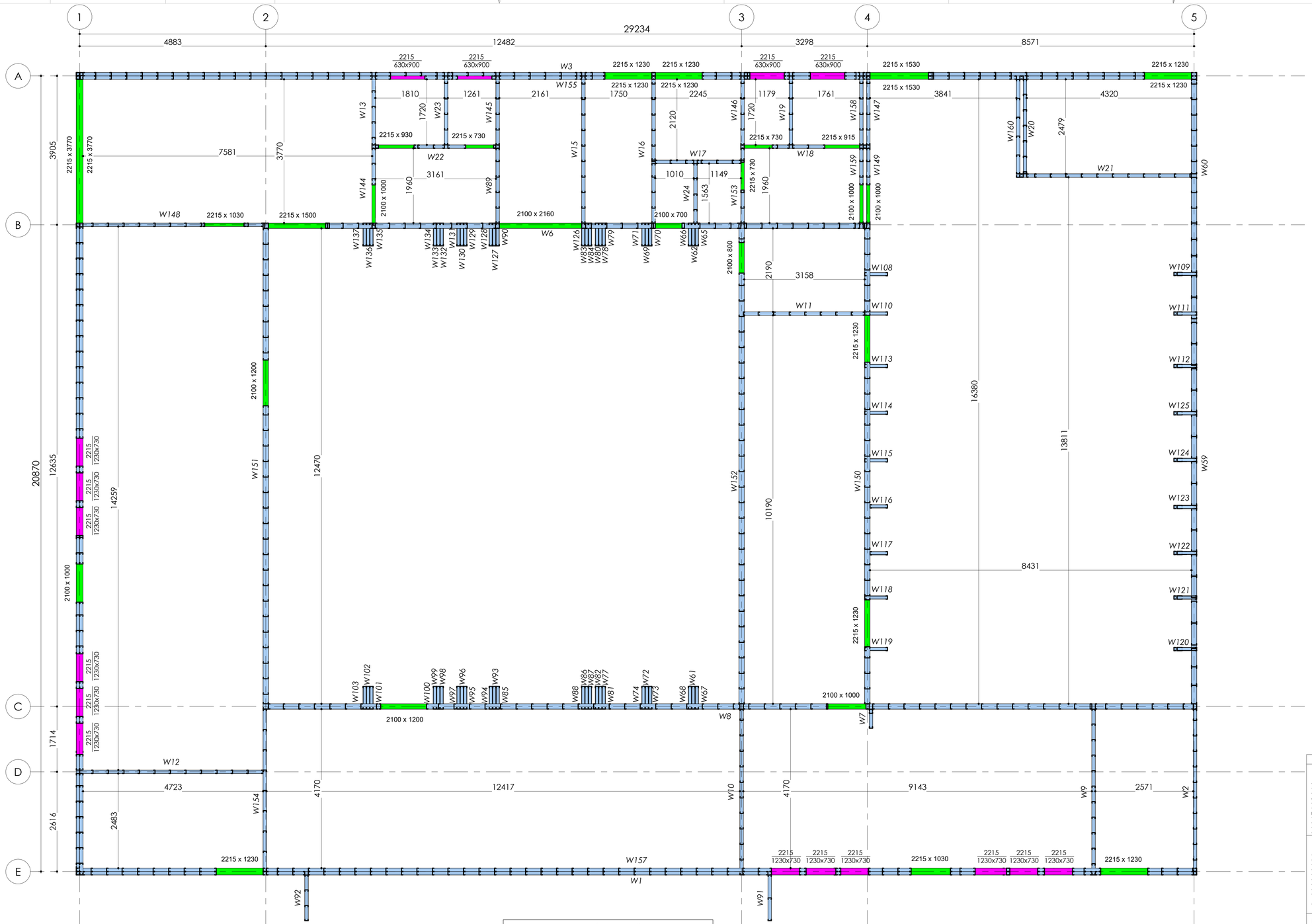


# PLANTA DE MUROS PRIMER PISO

| TIPOGRAFÍA Y TAMAÑOS |
|---|
| CFM_CENTURY 1.5mm |
| CFM_CENTURY 2.0mm |
| CFM_CENTURY 2.5mm |
| CFM_CENTURY 3.0mm |
| **CFM_CENTURY 3.0mm - Negrita** |
| CFM_CENTURY 4.0mm |
| **CFM_CENTURY 4.0mm - Negrita** |
| **CFM_CENTURY 5.0mm - Negrita** |

REGION ELEMENTOS EN PLANTA

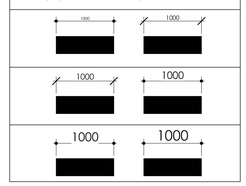


| ANOTATIVOS | |
|---|---|
| **VENTANA** | H, DINTEL<br>ALTO X ANCHO |
| **PUERTA** | ALTO X ANCHO |
| **CRUZ** | Cruz de San Andres x2<br>Long aproximada de cada Fleje 5745<br>Cruz de San Andres<br>Long aproximada de cada Fleje 4147 y 4303<br>Cruz de San Andres<br>Long aproximada de Fleje 4771 |

| REGION ELEMENTOS EN PLANTA | |
|---|---|
| Transparencia 50% | Region Puerta |
| Transparencia 50% | Region Ventana |
| Transparencia 50% | Region Cruz San Andres |
| Transparencia 50% | Region Cubierta |
| Transparencia 20% | Region Escaleras/Soportes |

## NOTAS TECNICAS

### ESPECIFICACIONES DE MATERIALES

- Resistencia Losa: f'c=21 MPa
- Malla electrosoldada: FY=490 MPa
- Barras de refuerzo en elementos de concreto ASTM A706 - ASTM A615
- Acero: ASTM A653 Grado 50
- Elementos tipo hold downs y platinas de conexion y placa base ASTM A36
- Laminas galvanizadas: ASTM A653 Grado 50
- Tornilleria autoperforante ASTM C1513
- Pernos de anclaje ASTM F1554 Grado 55
- Anclaje epoxico HIlti HIT-RE500 V3 o similar

### ESPECIFICACIONES DEL DISEÑO (NRS-10)

- Carga muerta de cubierta : 35 kgf/m2
- Carga viva de cubierta : 50 kgf/m2
- Carga viva granizo: 100 kgf/m2
- Carga muerta residencial: 340 kgf/m2
- Carga viva residencial: 180 kgf/m2
- Zona de amenaza sísmica = INTERMEDIA
- Coeficiente de irregularidad: Φx=1.00, Φy=1.00
- Capacidad de disipación de energía: Moderada (DMO)
- Coeficiente de disipación de energía: R0=3.00, RX=3.00, Rt=3.00
- Sistema estructural: Entramado de muros de cortante en perfiles formados en frio

### ESPECIFICACIONES GEOTÉCNICAS

| | |
|---|---|
| - Amenaza Sísmica: | A.2.3-2 NSR-10 |
| Riesgo sísmico: | INTERMEDIO |
| - Perfil del suelo: | A.2.4-1 NSR-10 |
| D | |
| - Grupo de uso: | III = 1.25 |
| - Aa (coheficiente de aceleracion) A.2.3-2 NSR10: | 0.15 |
| - Av (coheficiente de velocidad horizontal) A.2.3-2 NSR10: | 0.20 |

## NOTAS GENERALES

- Todos los elementos de anclaje a los elementos prexistentes son especificaciones y recomendaciones no vinculantes cuya responsabilidad reposa en el constructor.
- No tomar medidas a escala de este plano.
- Cualquier cambio en estos diseños deben ser calculados con el Ingeniero Calculista.
- Cualquier plano del proyecto debe leerse conjuntamente con este plano.
- Todas las medidas en mm; a no ser que se indique lo contrario

ESTUDIOS Y DISEÑOS PARA LA CONSTRUCCIÓN DEL CEDI, CENTRO DE DISTRIBUCIÓN DE MEDICAMENTOS DEL HOSPITAL SAN RAFAEL DE YOLOMBÓ

PROPIETARIO:

ESE Hospital San Rafael Yolombó
Transformando vidas

HOSPITAL SAN RAFAEL
MUNICIPIO DE YOLOMBO

CONSULTOR:

CONVERGE

CONVERGE CONSTRUCTORES S.A.S

LIENZO ingeniería

OBRA

**CEDI YOLOMBO**

CONTENIDO DEL PLANO

**PLANTA DE MURO**
**NIVEL 1**

DISEÑO: **ING. CESAR CORDOBA**

DIBUJO: **JORDAN RENTERIA**

FIRMA:

**ING. CESAR CORDOBA**

MATRICULA: 011037 - 0612583 ANT

FIRMA REVISOR:

MODIFICACIONES:

| REVISIONES | VERSION | FECHA |
|---|---|---|
| DETALLE DE ESCALERA | 01 | 11/12/25 |
| | | |
| | | |
| | | |
| | | |

FECHA: **11/12/2025**

ESCALA: **1 : 50**

ARCHIVO: **CEDI YOLOMBO**

PLANO: **101**

ESCALA 1:50 IMPRESIÓN FORMATO A1

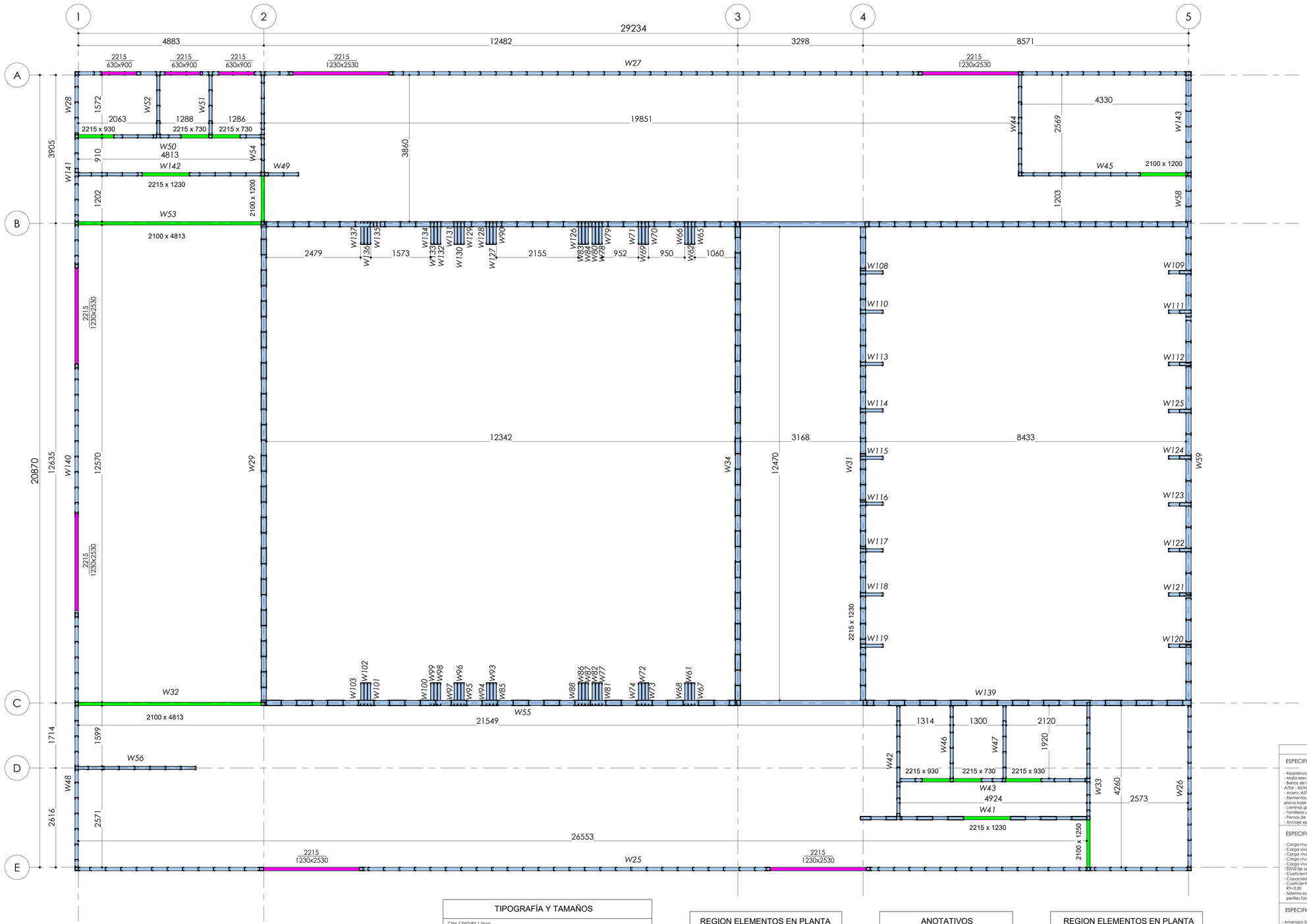


# PLANTA DE MUROS
# SEGUNDO PISO

| TIPOGRAFÍA Y TAMAÑOS |
|---|
| CFM_CENTURY 1.5mm |
| CFM_CENTURY 2.0mm |
| CFM_CENTURY 2.5mm |
| CFM_CENTURY 3.0mm |
| **CFM_CENTURY 3.0mm - Negrita** |
| CFM_CENTURY 4.0mm |
| **CFM_CENTURY 4.0mm - Negrita** |
| **CFM_CENTURY 5.0mm - Negrita** |

REGION ELEMENTOS EN PLANTA

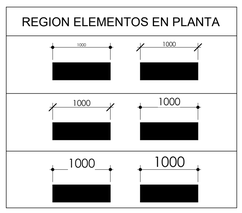


| ANOTATIVOS | |
|---|---|
| **VENTANA** | H. DINTEL<br>ALTO X ANCHO |
| **PUERTA** | ALTO X ANCHO |
| **CRUZ** | Cruz de San Andres x2<br>Long aproximada de cada Fieje 5745<br>Cruz de San Andres<br>Long aproximada de cada Fieje 4147 y 4303<br>Cruz de San Andres<br>Long aproximada de Fieje 4771 |

| REGION ELEMENTOS EN PLANTA | |
|---|---|
| Transparencia 50% | Region Puerta |
| Transparencia 50% | Region Ventana |
| Transparencia 50% | Region Cruz San Andres |
| Transparencia 50% | Region Cubierta |
| Transparencia 20% | Region Escaleras/Soportes |

NOTAS TECNICAS

ESPECIFICACIONES DE MATERIALES

- Resistencia Losa: f'c=21 MPa
- Malla electrosoldada: FY=490 MPa
- Barras de refuerzo en elementos de concreto ASTM A706 - ASTM A615
- Acero: ASTM A653 Grado 50
- Elementos tipo hold downs y platinas de conexion y placa base ASTM A36
- Laminas galvanizadas: ASTM A653 Grado 50
- Tornilleria autoperforante ASTM C1513
- Pernos de anclaje ASTM F1554 Grado 55
- Anclaje epoxico HIlti HIT-RE500 V3 o similar

ESPECIFICACIONES DEL DISEÑO (NRS-10)

- Carga muerta de cubierta : 35 kgf/m2
- Carga viva de cubierta : 50 kgf/m2
- Carga viva granizo: 100 kgf/m2
- Carga muerta residencial: 340 kgf/m2
- Carga viva residencial: 180 kgf/m2
- Zona de amenaza sismica = INTERMEDIA
- Coeficiente de irregularidad: Rix=1.00, Riy=1.00
- Capacidad de disipación de energía: Moderada (DMO)
- Coeficiente de disipación de energía: R0=3.00, RIX=3.00, RIY=3.00
- Sistema estructural: Entramado de muros de cortante en perfiles formados en frio

ESPECIFICACIONES GEOTÉCNICAS

| | |
|---|---|
| - Amenaza Sísmica: | A.2.3-2 NSR-10 INTERMEDIO |
| Riesgo sísmico: | |
| - Perfil del suelo: | A.2.4-1 NSR-10 |
| D | |
| - Grupo de uso: | III = 1.25 |
| - Aa (coheficiente de aceleracion) | |
| A.2.3-2 NSR10: | 0.15 |
| - Av (coheficiente de velocidad horizontal) | |
| A.2.3-2 NSR10: | 0.20 |

NOTAS GENERALES

- Todos los elementos de anclaje a los elementos preexistentes son especificaciones y recomendaciones no vinculantes cuya responsabilidad reposa en el constructor.
- No tomar medidas a escala de este plano.
- Cualquier cambio en estos diseños deben ser calculados con el Ingeniero Calculista.
- Cualquier plano del proyecto debe leerse conjuntamente con este plano.
- Todas las medidas en mm; a no ser que se indique lo contrario

ESTUDIOS Y DISEÑOS PARA LA CONSTRUCCIÓN DEL CEDI, CENTRO DE DISTRIBUCIÓN DE MEDICAMENTOS DEL HOSPITAL SAN RAFAEL DE YOLOMBÓ

PROPIETARIO:

ESE Hospital San Rafael Yolombó
Transformando vidas

HOSPITAL SAN RAFAEL
MUNICIPIO DE YOLOMBO

CONSULTOR:

CONVERGE CONSTRUCTORES S.A.S

LIENZO ingenieria

OBRA

CEDI YOLOMBO

CONTENIDO DEL PLANO

PLANTA DE MURO
NIVEL 2

DISEÑO:
ING. CESAR CORDOBA

DIBUJO:
JORDAN RENTERIA

FIRMA:

ING. CESAR CORDOBA
MATRICULA: 011037 - 0612583 ANT

FIRMA REVISOR:

MODIFICACIONES:

| REVISIONES | VERSION | FECHA |
|---|---|---|
| DETALLE DE ESCALERA | 01 | 11/12/25 |
| | | |
| | | |
| | | |
| | | |

FECHA: 11/12/2025
ESCALA: 1 : 50
PLANO: 102
ARCHIVO: CEDI YOLOMBO

ESCALA DE IMPRESIÓN
FORMATO A1

# PLANTA DE VIGAS

ESCALA DE IMPRESIÓN
1:50
FORMATO A1

## NOTAS TECNICAS

### ESPECIFICACIONES DE MATERIALES

- Resistencia Losa: f'c=21 MPa
- Malla electrosoldada: FY=490 MPa
- Barras de refuerzo en elementos de concreto ASTM A706 - ASTM A615
- Acero: ASTM A653 Grado 50
- Elementos tipo hold downs y platinas de conexion y placa base ASTM A36
- Laminas galvanizadas: ASTM A653 Grado 50
- Tornilleria autoperforante ASTM C1513
- Pernos de anclaje ASTM F1554 Grado 55
- Anclaje epoxico HIlti HIT-RE500 V3 o similar

### ESPECIFICACIONES DEL DISEÑO (NRS-10)

- Carga muerta de cubierta : 35 kgf/m2
- Carga viva de cubierta : 50 kgf/m2
- Carga viva granizo: 100 kgf/m2
- Carga muerta residencial: 340 kgf/m2
- Carga viva residencial: 180 kgf/m2
- Zona de amenaza sismica = INTERMEDIA
- Coeficiente de irregularidad: Rm=1.00, Rn=1.00
- Capacidad de disipación de energía: Moderada (DMO)
- Coeficiente de disipación de energía: R0=3.00, Rm=3.00, Rn=3.00
- Sistema estructural: Entramado de muros de cortante en perfiles formados en frío

### ESPECIFICACIONES GEOTÉCNICAS

| | |
|---|---|
| - Amenaza Sísmica: | A.2.3-2 NSR-10 |
| Riesgo sísmico: | INTERMEDIO |
| - Perfil del suelo: | A.2.4-1 NSR-10 |
| D | |
| - Grupo de uso: | III = 1.25 |
| - Aa (coheficiente de aceleracion) | |
| A.2.3-2 NSR10: | 0.15 |
| - Av (coheficiente de velocidad horizontal) | |
| A.2.3-2 NSR10: | 0.20 |

## NOTAS GENERALES

- Todos los elementos de anclaje a los elementos preexistentes son especificaciones y recomendaciones no vinculantes cuya responsabilidad reposa en el constructor.
- No tomar medidas a escala de este plano.
- Cualquier cambio en estos diseños deben ser calculados con el Ingeniero Calculista.
- Cualquier plano del proyecto debe leerse conjuntamente con este plano.
- Todas las medidas en mm; a no ser que se indique lo contrario

ESTUDIOS Y DISEÑOS PARA LA CONSTRUCCIÓN DEL CEDI, CENTRO DE DISTRIBUCIÓN DE MEDICAMENTOS DEL HOSPITAL SAN RAFAEL DE YOLOMBÓ

PROPIETARIO:

ESE Hospital San Rafael Yolombó
Transformando vidas

HOSPITAL SAN RAFAEL
MUNICIPIO DE YOLOMBO

CONSULTOR:

CONVERGE

CONVERGE CONSTRUCTORES S.A.S

LIENZO ingenieria

OBRA

**CEDI YOLOMBO**

CONTENIDO DEL PLANO

**PLANTA DE VIGA**

DISEÑO:
**ING. CESAR CORDOBA**

DIBUJO:
**JORDAN RENTERIA**

FIRMA:

**ING. CESAR CORDOBA**

MATRICULA: 011037 - 0612583 ANT

FIRMA REVISOR:

MODIFICACIONES:

| REVISIONES | VERSION | FECHA |
|---|---|---|
| DETALLE DE ESCALERA | 01 | 11/12/25 |
| | | |
| | | |
| | | |
| | | |

FECHA: **11/12/2025**

ESCALA: **1 : 50**

ARCHIVO: **CEDI YOLOMBO**

PLANO: **103**

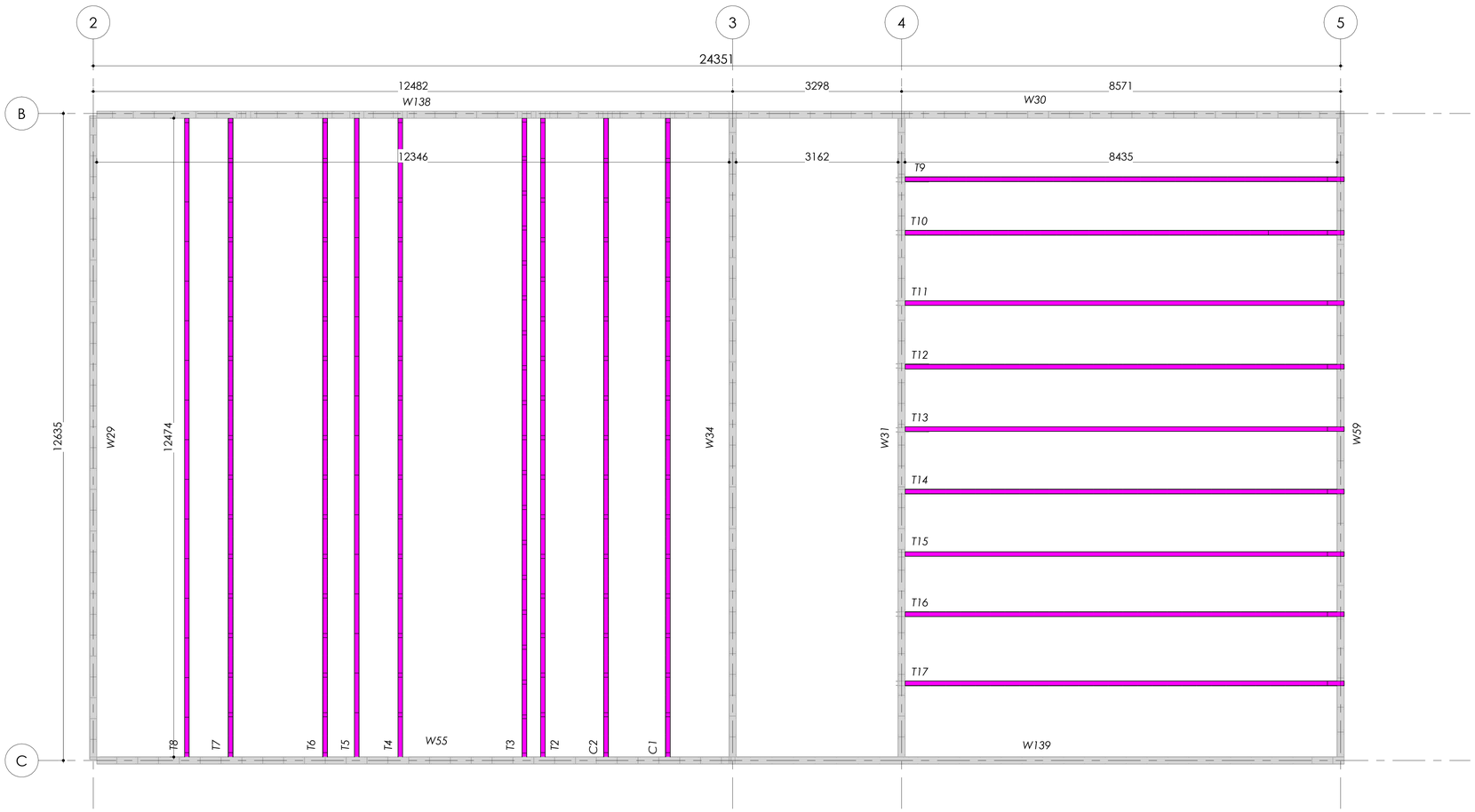


# PLANTA DE CERCHAS EN CUBIERTA

| TIPOGRAFÍA Y TAMAÑOS |
|---|
| CFM_CENTURY 1.5mm |
| CFM_CENTURY 2.0mm |
| CFM_CENTURY 2.5mm |
| CFM_CENTURY 3.0mm |
| **CFM_CENTURY 3.0mm - Negrita** |
| CFM_CENTURY 4.0mm |
| **CFM_CENTURY 4.0mm - Negrita** |
| **CFM_CENTURY 5.0mm - Negrita** |

REGION ELEMENTOS EN PLANTA

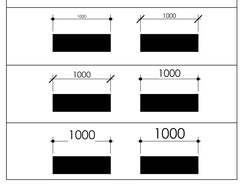


| ANOTATIVOS | |
|---|---|
| **VENTANA** | H. DINTEL<br>ALTO X ANCHO |
| **PUERTA** | ALTO X ANCHO |
| **CRUZ** | Cruz de San Andres x2<br>Long aproximada de cada Fleje 5745<br>Cruz de San Andres<br>Long aproximada de cada Fleje 4147 y 4303<br>Cruz de San Andres<br>Long aproximada de Fleje 4771 |

| REGION ELEMENTOS EN PLANTA | |
|---|---|
| Transparencia 50% | Region Puerta |
| Transparencia 50% | Region Ventana |
| Transparencia 50% | Region Cruz San Andres |
| Transparencia 50% | Region Cubierta |
| Transparencia 20% | Region Escaleras/Soportes |

## NOTAS TECNICAS

### ESPECIFICACIONES DE MATERIALES

- Resistencia Losa: f'c=21 MPa
- Malla electrosoldada: FY=490 MPa
- Barras de refuerzo en elementos de concreto ASTM A706 - ASTM A615
- Acero: ASTM A653 Grado 50
- Elementos tipo hold downs y platinas de conexion y placa base ASTM A36
- Laminas galvanizadas: ASTM A653 Grado 50
- Tornilleria autoperforante ASTM C1513
- Pernos de anclaje ASTM F1554 Grado 55
- Anclaje epoxico HIlti HIT-RE500 V3 o similar

### ESPECIFICACIONES DEL DISEÑO (NRS-10)

- Carga muerta de cubierta : 35 kgf/m2
- Carga viva de cubierta : 50 kgf/m2
- Carga viva granizo: 100 kgf/m2
- Carga muerta residencial: 340 kgf/m2
- Carga viva residencial: 180 kgf/m2
- Zona de amenaza sismica = INTERMEDIA
- Coeficiente de irregularidad: Φx=1.00, Φy=1.00
- Capacidad de disipación de energía: Moderado (DMO)
- Coeficiente de disipación de energía: R0=3.00, RX=3.00, RY=3.00
- Sistema estructural: Entramado de muros de cortante en perfiles formados en frio

### ESPECIFICACIONES GEOTÉCNICAS

| | |
|---|---|
| - Amenaza Sísmica: | A.2.3-2 NSR-10 |
| Riesgo sísmico: | INTERMEDIO |
| - Perfil del suelo: | A.2.4-1 NSR-10 |
| D | |
| - Grupo de uso: | III = 1.25 |
| - Aa (coheficiente de aceleracion) A.2.3-2 NSR10: | 0.15 |
| - Av (coheficiente de velocidad horizontal) A.2.3-2 NSR10: | 0.20 |

## NOTAS GENERALES

- Todos los elementos de anclaje a los elementos preexistentes son especificaciones y recomendaciones no vinculantes cuya responsabilidad reposa en el constructor.
- No tomar medidas a escala de este plano.
- Cualquier cambio en estos diseños deben ser calculados con el Ingeniero Calculista.
- Cualquier plano del proyecto debe leerse conjuntamente con este plano.
- Todas las medidas en mm; a no ser que se indique lo contrario

ESTUDIOS Y DISEÑOS PARA LA CONSTRUCCIÓN DEL CEDI, CENTRO DE DISTRIBUCIÓN DE MEDICAMENTOS DEL HOSPITAL SAN RAFAEL DE YOLOMBÓ

PROPIETARIO:

ESE Hospital San Rafael Yolombó
Transformando vidas

HOSPITAL SAN RAFAEL
MUNICIPIO DE YOLOMBO

CONSULTOR:

CONVERGE

CONVERGE CONSTRUCTORES S.A.S

LIENZO ingenieria

OBRA

**CEDI YOLOMBO**

CONTENIDO DEL PLANO

**PLANTA DE CERCHA**

DISEÑO: **ING. CESAR CORDOBA**

DIBUJO: **JORDAN RENTERIA**

FIRMA:

**ING. CESAR CORDOBA**

MATRICULA: 011037 - 0612583 ANT

FIRMA REVISOR:

MODIFICACIONES:

| REVISIONES | VERSION | FECHA |
|---|---|---|
| DETALLE DE ESCALERA | 01 | 11/12/25 |
| | | |
| | | |
| | | |
| | | |

FECHA: **11/12/2025**

ESCALA: **1 : 50**

ARCHIVO: **CEDI YOLOMBO**

PLANO: **104**

ESCALA: 1:50 (IMPRESIÓN)
FORMATO: A1
FORMATO A1

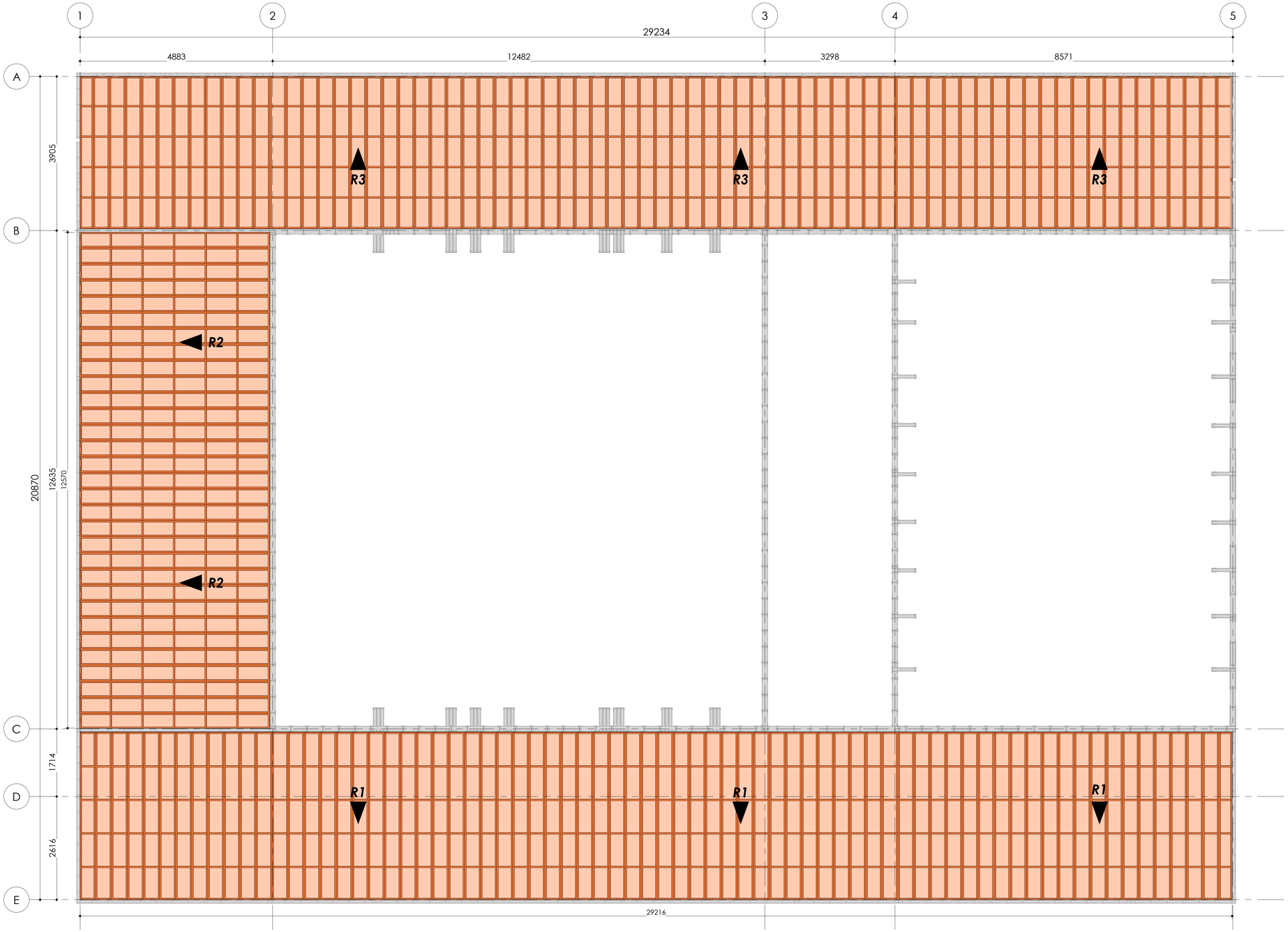


## PLANTA DE CUBIERTA 1

| TIPOGRAFÍA Y TAMAÑOS |
|---|
| CFM_CENTURY 1.5mm |
| CFM_CENTURY 2.0mm |
| CFM_CENTURY 2.5mm |
| CFM_CENTURY 3.0mm |
| **CFM_CENTURY 3.0mm - Negrita** |
| CFM_CENTURY 4.0mm |
| **CFM_CENTURY 4.0mm - Negrita** |
| **CFM_CENTURY 5.0mm - Negrita** |

REGION ELEMENTOS EN PLANTA

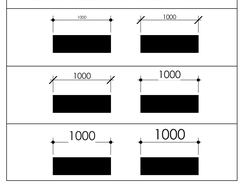


| ANOTATIVOS | |
|---|---|
| **VENTANA** | H. DINTEL<br>ALTO X ANCHO |
| **PUERTA** | ALTO X ANCHO |
| **CRUZ** | Cruz de San Andres x2<br>Long aproximada de<br>cada Fleje 5745<br><br>Cruz de San Andres<br>Long aproximada de<br>cada Fleje 4147 y 4303<br><br>Cruz de San Andres<br>Long aproximada<br>de Fleje 4771 |

| REGION ELEMENTOS EN PLANTA | |
|---|---|
| Transparencia 50% | Region Puerta |
| Transparencia 50% | Region Ventana |
| Transparencia 50% | Region Cruz San Andres |
| Transparencia 50% | Region Cubierta |
| Transparencia 20% | Region Escaleras/Soportes |

### NOTAS TECNICAS

**ESPECIFICACIONES DE MATERIALES**

- Resistencia Losa: f'c=21 MPa
- Malla electrosoldada: FY=490 MPa
- Barras de refuerzo en elementos de concreto ASTM A706 - ASTM A615
- Acero: ASTM A653 Grado 50
- Elementos tipo hold downs y platinas de conexion y placa base ASTM A36
- Laminas galvanizadas: ASTM A653 Grado 50
- Tornilleria autoperforante ASTM C1513
- Pernos de anclaje ASTM F1554 Grado 55
- Anclaje epoxico HIlti HIT-RE500 V3 o similar

**ESPECIFICACIONES DEL DISEÑO (NRS-10)**

- Carga muerta de cubierta : 35 kgf/m2
- Carga viva de cubierta : 50 kgf/m2
- Carga viva granizo: 100 kgf/m2
- Carga muerta residencial: 340 kgf/m2
- Carga viva residencial: 180 kgf/m2
- Zona de amenaza sismica = INTERMEDIA
- Coeficiente de irregularidad: Φa=1.00, Φv=1.00
- Capacidad de disipación de energía: Moderada (DMO)
- Coeficiente de disipación de energía: RO=3.00, Rx=3.00, RY=3.00
- Sistema estructural: Entramado de muros de cortante en perfiles formados en frío

**ESPECIFICACIONES GEOTÉCNICAS**

| | |
|---|---|
| - Amenaza Sísmica: | A.2.3-2 NSR-10 |
| Riesgo sismico: | INTERMEDIO |
| - Perfil del suelo: | A.2.4-1 NSR-10 |
| D | |
| - Grupo de uso: | III = 1.25 |
| - Aa (coheficiente de aceleracion) | |
| A.2.3-2 NSR10: | 0.15 |
| - Av (coheficiente de velocidad horizontal) | |
| A.2.3-2 NSR10: | 0.20 |

### NOTAS GENERALES

- Todos los elementos de anclaje a los elementos preexistentes son especificaciones y recomendaciones no vinculantes cuya responsabilidad repasa en el constructor.
- No tomar medidas a escala de este plano.
- Cualquier cambio en estos diseños deben ser calculados con el Ingeniero Calculista.
- Cualquier plano del proyecto debe leerse conjuntamente con este plano.
- Todas las medidas en mm; a no ser que se indique lo contrario

ESTUDIOS Y DISEÑOS PARA LA CONSTRUCCIÓN DEL CEDI, CENTRO DE DISTRIBUCIÓN DE MEDICAMENTOS DEL HOSPITAL SAN RAFAEL DE YOLOMBÓ

PROPIETARIO:

ESE Hospital San Rafael Yolombó
*Transformando vidas*

HOSPITAL SAN RAFAEL
MUNICIPIO DE YOLOMBO

CONSULTOR:

CONVERGE

CONVERGE CONSTRUCTORES S.A.S

LIENZO ingenieria

OBRA

**CEDI YOLOMBO**

CONTENIDO DEL PLANO

**PLANTA DE CUBIERTA**

DISEÑO: **ING. CESAR CORDOBA**

DIBUJO: **JORDAN RENTERIA**

FIRMA:

**ING. CESAR CORDOBA**

MATRICULA: 011037 - 0612583 ANT

FIRMA REVISOR:

MODIFICACIONES:

| REVISIONES | VERSION | FECHA |
|---|---|---|
| DETALLE DE ESCALERA | 01 | 11/12/25 |
| | | |
| | | |
| | | |
| | | |

FECHA: **11/12/2025**

ESCALA: **1 : 50**

ARCHIVO: **CEDI YOLOMBO**

PLANO: **105**

ESCALA DE IMPRESIÓN
1:50 EN A1
FORMATO A1

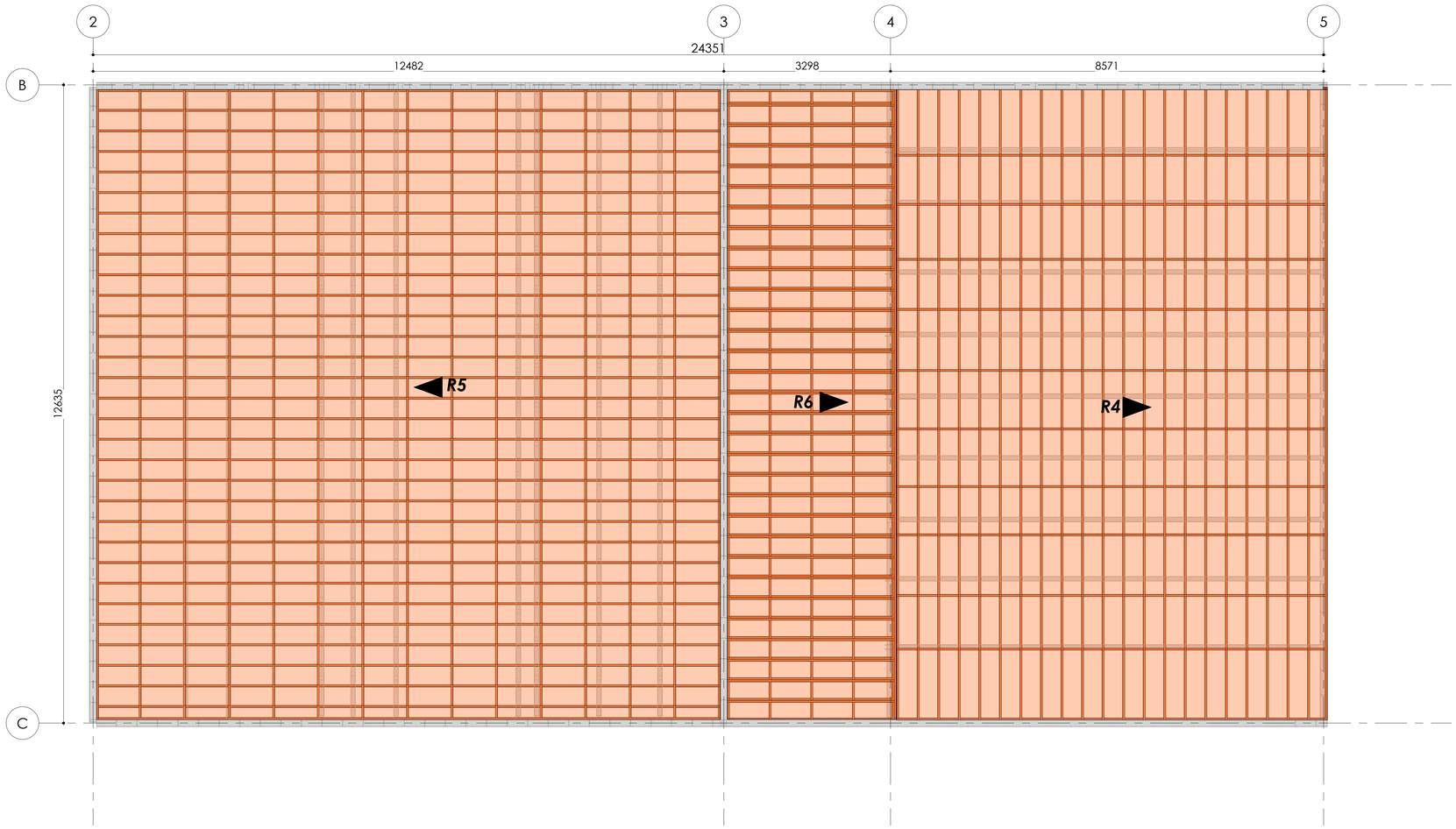


## PLANTA DE CUBIERTA 2

| TIPOGRAFÍA Y TAMAÑOS |
|---|
| CFM_CENTURY 1.5mm |
| CFM_CENTURY 2.0mm |
| CFM_CENTURY 2.5mm |
| CFM_CENTURY 3.0mm |
| **CFM_CENTURY 3.0mm - Negrita** |
| CFM_CENTURY 4.0mm |
| **CFM_CENTURY 4.0mm - Negrita** |
| **CFM_CENTURY 5.0mm - Negrita** |

REGION ELEMENTOS EN PLANTA

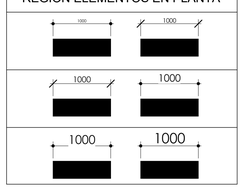


| ANOTATIVOS | |
|---|---|
| **VENTANA** | H. DINTEL<br>ALTO X ANCHO |
| **PUERTA** | ALTO X ANCHO |
| **CRUZ** | Cruz de San Andres x2<br>Long aproximada de cada Fleje 5745<br>Cruz de San Andres<br>Long aproximada de cada Fleje 4147 y 4303<br>Cruz de San Andres<br>Long aproximada de Fleje 4771 |

| REGION ELEMENTOS EN PLANTA | |
|---|---|
| Transparencia 50% | Region Puerta |
| Transparencia 50% | Region Ventana |
| Transparencia 50% | Region Cruz San Andres |
| Transparencia 50% | Region Cubierta |
| Transparencia 20% | Region Escaleras/Soportes |

### NOTAS TECNICAS

**ESPECIFICACIONES DE MATERIALES**

- Resistencia Losa: f'c=21 MPa
- Malla electrosoldada: FY=490 MPa
- Barras de refuerzo en elementos de concreto ASTM A706 - ASTM A615
- Acero: ASTM A653 Grado 50
- Elementos tipo hold downs y platinas de conexion y placa base ASTM A36
- Laminas galvanizadas: ASTM A653 Grado 50
- Tornilleria autoperforante ASTM C1513
- Pernos de anclaje ASTM F1554 Grado 55
- Anclaje epoxico HIlti HIT-RE500 V3 o similar

**ESPECIFICACIONES DEL DISEÑO (NRS-10)**

- Carga muerta de cubierta : 35 kgf/m2
- Carga viva de cubierta : 50 kgf/m2
- Carga viva granizo: 100 kgf/m2
- Carga muerta residencial: 340 kgf/m2
- Carga viva residencial: 180 kgf/m2
- Zona de amenaza sismica = INTERMEDIA
- Coeficiente de irregularidad: Φn=1.00, Φr=1.00
- Capacidad de disipación de energía: Moderada (DMO)
- Coeficiente de disipación de energía: R0=3.00, R0=3.00, R=3.00
- Sistema estructural: Entramado de muros de cortante en perfiles formados en frio

**ESPECIFICACIONES GEOTÉCNICAS**

| | |
|---|---|
| - Amenaza Sísmica: | A.2.3-2 NSR-10 INTERMEDIO |
| - Perfil del suelo: | A.2.4-1 NSR-10 |
| D | |
| - Grupo de uso: | III = 1.25 |
| - Aa (coheficiente de aceleracion) A.2.3-2 NSR10: | 0.15 |
| - Av (coheficiente de velocidad horizontal) A.2.3-2 NSR10: | 0.20 |

### NOTAS GENERALES

- Todos los elementos de anclaje a los elementos preexistentes son especificaciones y recomendaciones no vinculantes cuya responsabilidad repasa en el constructor.
- No tomar medidas a escala de este plano.
- Cualquier cambio en estos diseños deben ser calculados con el Ingeniero Calculista.
- Cualquier plano del proyecto debe leerse conjuntamente con este plano.
- Todas las medidas en mm; a no ser que se indique lo contrario

ESTUDIOS Y DISEÑOS PARA LA CONSTRUCCIÓN DEL CEDI, CENTRO DE DISTRIBUCIÓN DE MEDICAMENTOS DEL HOSPITAL SAN RAFAEL DE YOLOMBÓ

PROPIETARIO:

ESE Hospital San Rafael Yolombó
Transformando vidas

HOSPITAL SAN RAFAEL
MUNICIPIO DE YOLOMBO

CONSULTOR:

CONVERGE

CONVERGE CONSTRUCTORES S.A.S

LIENZO ingenieria

OBRA

**CEDI YOLOMBO**

CONTENIDO DEL PLANO

**PLANTA DE CUBIERTA 2**

DISEÑO: **ING. CESAR CORDOBA**

DIBUJO: **JORDAN RENTERIA**

FIRMA:

**ING. CESAR CORDOBA**

MATRICULA: 011037 - 0612583 ANT

FIRMA REVISOR:

MODIFICACIONES:

| REVISIONES | VERSION | FECHA |
|---|---|---|
| DETALLE DE ESCALERA | 01 | 11/12/25 |
| | | |
| | | |
| | | |
| | | |

FECHA: **11/12/2025**

ESCALA: **1 : 50**

ARCHIVO: **CEDI YOLOMBO**

PLANO: **106**

ESCALA: 1:50 IMPRESIÓN
FORMATO A1

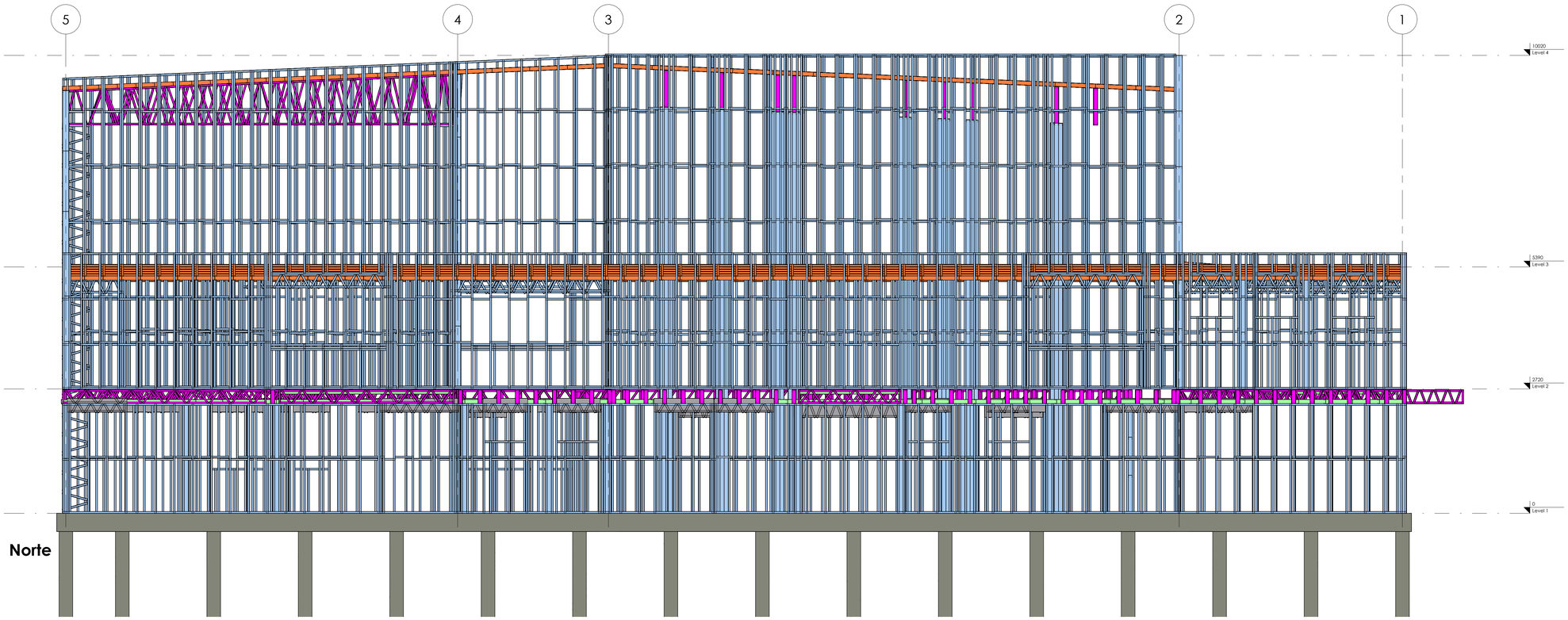


**Norte**

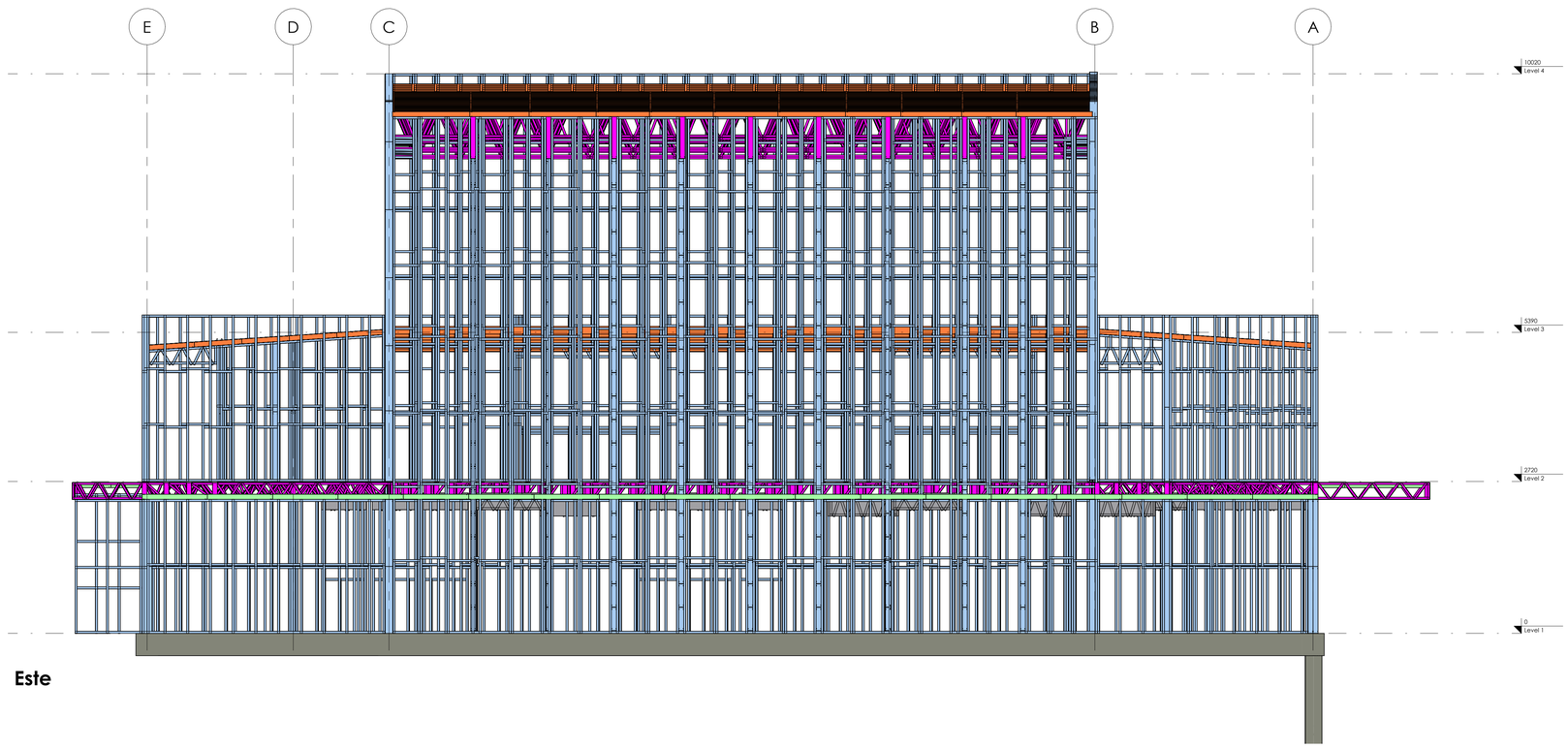


**Este**

ESCALA: 1:50 (IMPRESIÓN)
FORMATO A1

## NOTAS TECNICAS

### ESPECIFICACIONES DE MATERIALES

- Resistencia Losa: f'c=21 MPa
- Malla electrosoldada: FY=490 MPa
- Barras de refuerzo en elementos de concreto ASTM A706 - ASTM A615
- Acero: ASTM A653 Grado 50
- Elementos tipo hold downs y platinas de conexion y placa base ASTM A36.
- Laminas galvanizadas: ASTM A653 Grado 50
- Tornilleria autoperforante ASTM C1513
- Pernos de anclaje ASTM F1554 Grado 55
- Anclaje epoxico HBS HIT-RE500 V3 o similar

### ESPECIFICACIONES DEL DISEÑO (NRS-10)

- Carga muerta de cubierta : 35 kgf/m2
- Carga viva de cubierta : 50 kgf/m2
- Carga viva granizo: 100 kgf/m2
- Carga muerta residencial: 340 kgf/m2
- Carga viva residencial: 180 kgf/m2
- Zona de amenaza sísmica = INTERMEDIA
- Coeficiente de irregularidad: Φxe=1.00, Φy=1.00
- Capacidad de disipación de energía: Moderado (DMO)
- Coeficiente de disipación de energía: R0=3.00, RIX=3.00, RIY=3.00
- Sistema estructural: Entramado de muros de cortante en perfiles formados en frío

### ESPECIFICACIONES GEOTÉCNICAS

| | |
|---|---|
| - Amenaza Sísmica: | A.2.3-2 NSR-10 |
| Riesgo sísmico: | INTERMEDIO |
| - Perfil del suelo: | A.2.4-1 NSR-10 |
| D | |
| - Grupo de uso: | III = 1.25 |
| - Aa (coheficiente de aceleracion) A.2.3-2 NSR10: | 0.15 |
| - Av (coheficiente de velocidad horizontal) A.2.3-2 NSR10: | 0.20 |

## NOTAS GENERALES

- Todos los elementos de anclaje a los elementos preexistentes son especificaciones y recomendaciones no vinculantes cuya responsabilidad reposa en el constructor.
- No tomar medidas a escala de este plano.
- Cualquier cambio en estos diseños deben ser calculados con el Ingeniero Calculista.
- Cualquier plano del proyecto debe leerse conjuntamente con este plano.
- Todas las medidas en mm; a no ser que se indique lo contrario

ESTUDIOS Y DISEÑOS PARA LA CONSTRUCCIÓN DEL CEDI, CENTRO DE DISTRIBUCIÓN DE MEDICAMENTOS DEL HOSPITAL SAN RAFAEL DE YOLOMBÓ

PROPIETARIO:

ESE Hospital San Rafael Yolombó
*Transformando vidas*

HOSPITAL SAN RAFAEL
MUNICIPIO DE YOLOMBO

CONSULTOR:

CONVERGE

CONVERGE CONSTRUCTORES S.A.S

LIENZO ingenieria

OBRA

**CEDI YOLOMBO**

CONTENIDO DEL PLANO

**ELEVACIONES**

DISEÑO:
**ING. CESAR CORDOBA**

DIBUJO:
**JORDAN RENTERIA**

FIRMA:

**ING. CESAR CORDOBA**
MATRICULA: 011037 - 0612583 ANT

FIRMA REVISOR:

MODIFICACIONES:

| REVISIONES | VERSION | FECHA |
|---|---|---|
| DETALLE DE ESCALERA | 01 | 11/12/25 |
| | | |
| | | |
| | | |
| | | |

FECHA: **11/12/2025**

ESCALA: **1 : 50**

ARCHIVO: **CEDI YOLOMBO**

PLANO: **201**

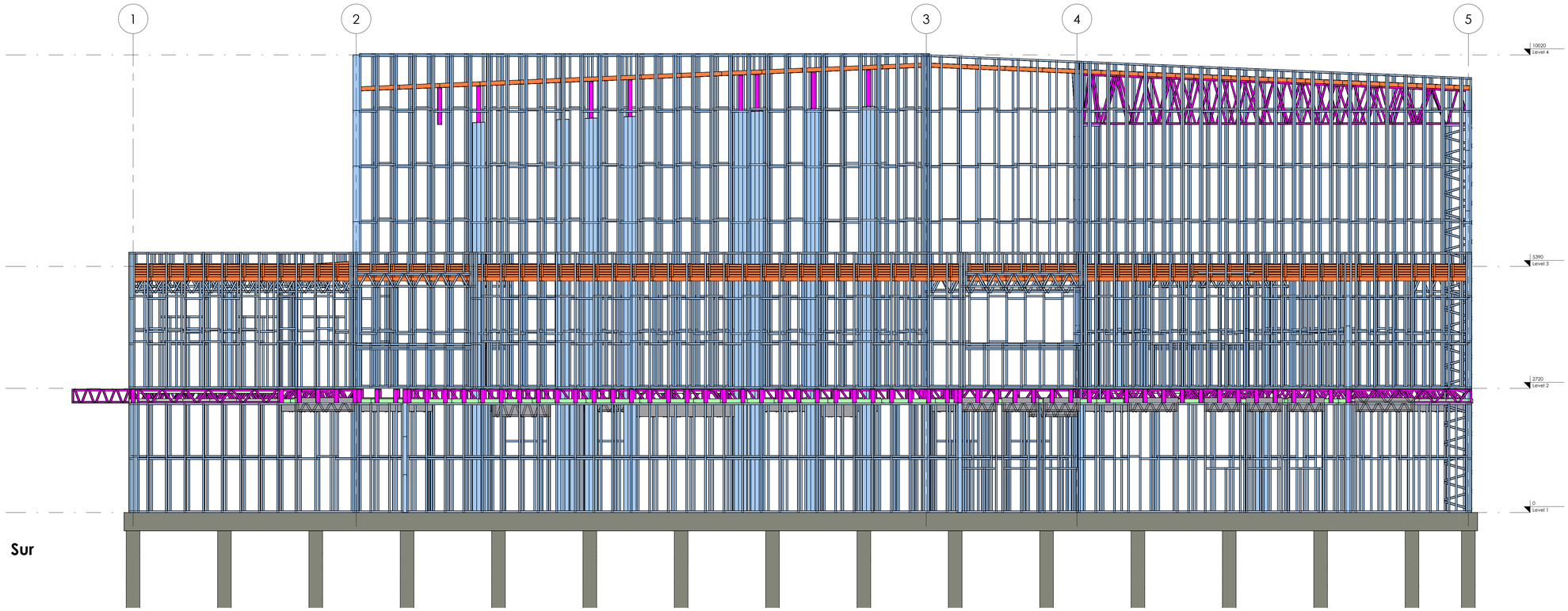


**Sur**

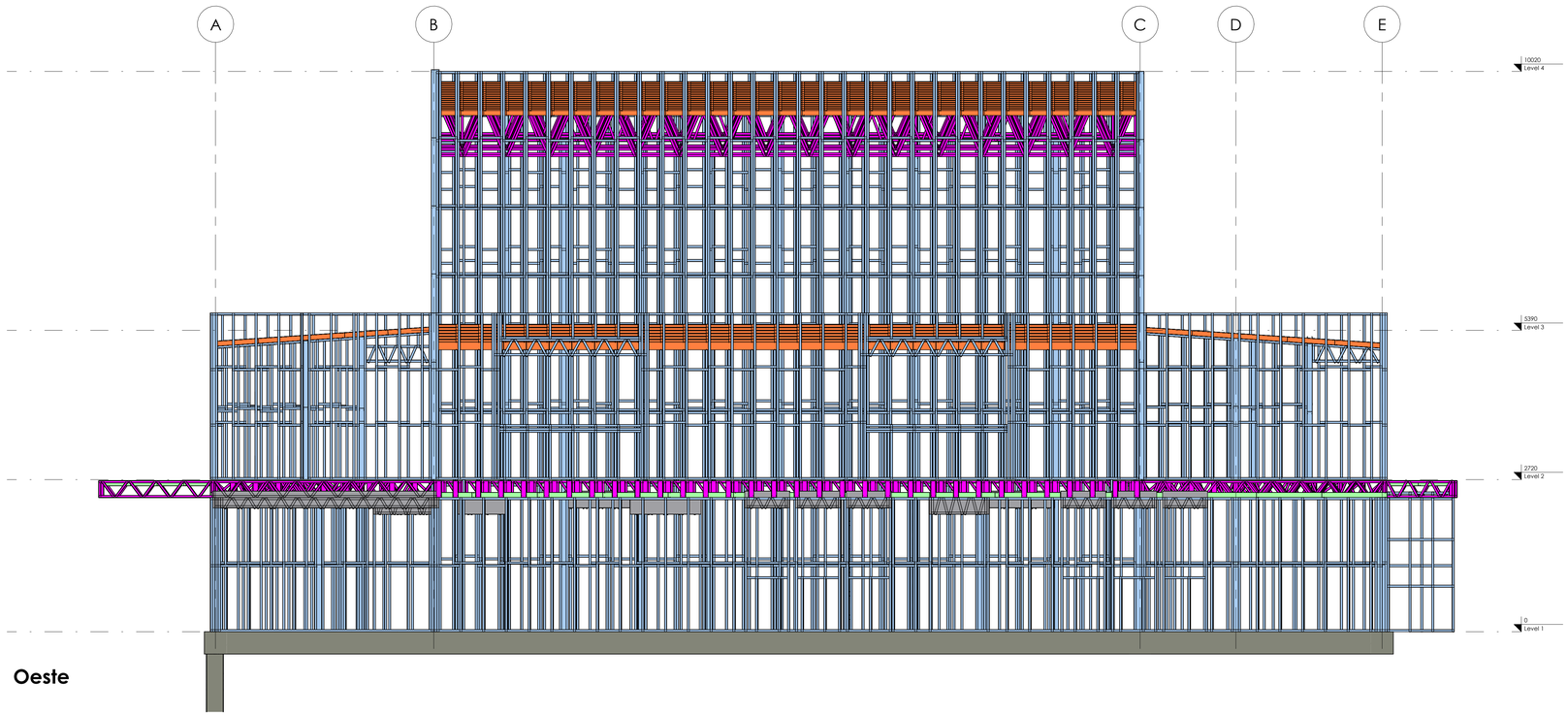


**Oeste**

ESCALA DE IMPRESION
PARA FORMATO
FORMATO A1

## NOTAS TECNICAS

### ESPECIFICACIONES DE MATERIALES

- Resistencia Losa: f'c=21 MPa
- Malla electrosoldadas: FY=490 MPa
- Barras de refuerzo en elementos de concreto ASTM A706 - ASTM A615
- Acero: ASTM A653 Grado 50
- Elementos tipo hold downs y platinas de conexion y placa base ASTM A36
- Laminas galvanizadas: ASTM A653 Grado 50
- tornilleria autoperforante ASTM C1513
- Pernos de anclaje ASTM F1554 Grado 55
- Anclaje epoxico HIlti HIT-RE500 V3 o similar

### ESPECIFICACIONES DEL DISEÑO (NRS-10)

- Carga muerta de cubierta : 35 kgf/m2
- Carga viva de cubierta : 50 kgf/m2
- Carga viva granizo: 100 kgf/m2
- Carga muerta residencial: 340 kgf/m2
- Carga viva residencial: 180 kgf/m2
- Zona de amenaza sismica = INTERMEDIA
- Coeficiente de irregularidad: ΦA=1.00, ΦV=1.00
- Capacidad de disipación de energía: Moderado (DMO)
- Coeficiente de disipación de energía: RO=5.00, RX=3.00, RY=3.00
- Sistema estructural: Entramado de muros de cortante en perfiles formados en frio

### ESPECIFICACIONES GEOTÉCNICAS

| | |
|---|---|
| - Amenaza Sísmica: | A.2.3-2 NSR-10 |
| Riesgo sismico: | INTERMEDIO |
| - Perfil del suelo: | A.2.4-1 NSR-10 |
| D | |
| - Grupo de uso: | III = 1.25 |
| - Aa (coheficiente de aceleracion) A.2.3-2 NSR10: | 0.15 |
| - Av (coheficiente de velocidad horizontal) A.2.3-2 NSR10: | 0.20 |

## NOTAS GENERALES

- Todos los elementos de anclaje a los elementos prexistentes son especificaciones y recomendaciones no vinculantes cuya responsabilidad reposa en el constructor.
- No tomar medidas a escala de este plano.
- Cualquier cambio en estos diseños deben ser calculados con el Ingeniero Calculista.
- Cualquier plano del proyecto debe leerse conjuntamente con este plano.
- Todas las medidas en mm; a no ser que se indique lo contrario

ESTUDIOS Y DISEÑOS PARA LA CONSTRUCCIÓN DEL CEDI, CENTRO DE DISTRIBUCIÓN DE MEDICAMENTOS DEL HOSPITAL SAN RAFAEL DE YOLOMBÓ

PROPIETARIO:

ESE Hospital San Rafael Yolombó
*Transformando vidas*

HOSPITAL SAN RAFAEL
MUNICIPIO DE YOLOMBO

CONSULTOR:

CONVERGE

CONVERGE CONSTRUCTORES S.A.S

LIENZO ingenieria

OBRA

**CEDI YOLOMBO**

CONTENIDO DEL PLANO

**ELEVACIONES**

DISEÑO:
**ING. CESAR CORDOBA**

DIBUJO:
**JORDAN RENTERIA**

FIRMA:

**ING. CESAR CORDOBA**
MATRICULA: 011037 - 0612583 ANT

FIRMA REVISOR:

MODIFICACIONES:

| REVISIONES | VERSION | FECHA |
|---|---|---|
| DETALLE DE ESCALERA | 01 | 11/12/25 |
| | | |
| | | |
| | | |
| | | |

FECHA: **11/12/2025**

ESCALA: **1 : 50**

ARCHIVO: **CEDI YOLOMBO**

PLANO: **202**

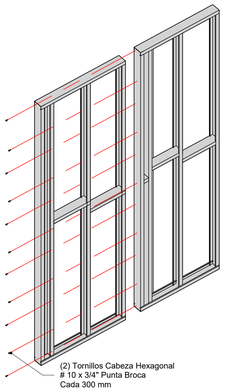


## FIJACION MURO PARALELO

La distancia entre centros de tornillos es de 150mm máximo en la disposición mostrada y la distancia entre tornillo y borde de la superfice de 1.5Ø minimo

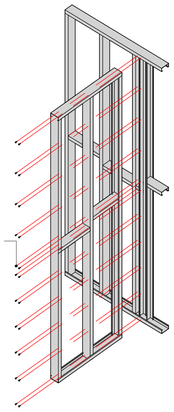


La distancia entre centros de tornillos es de 3Ø minimo y la distancia entre tornillo y borde de la superfice de 1.5Ø minimo

## FIJACION MURO PERPENDICULAR

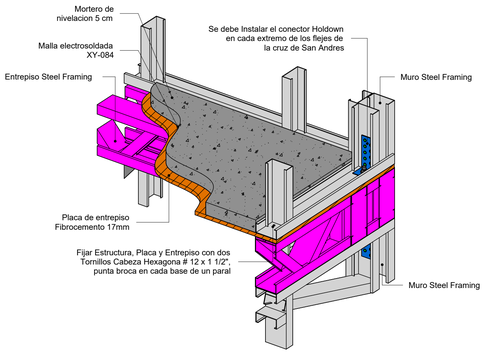


## FIJACION MUROS - ENTREPISO STEEL FRAMING

ESCALA 1:10

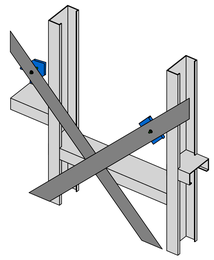

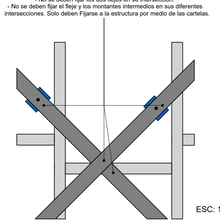


ESC: 1:10

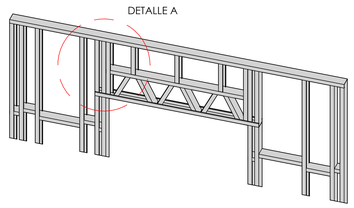


## DETALLE FIJACION DINTEL A ESTRUCTURA

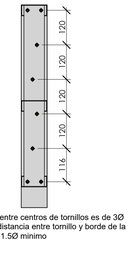


La distancia entre centros de tornillos es de 3Ø minimo y la distancia entre tornillo y borde de la superfice de 1.5Ø minimo

## DETALLE A

ESCALA 1:15

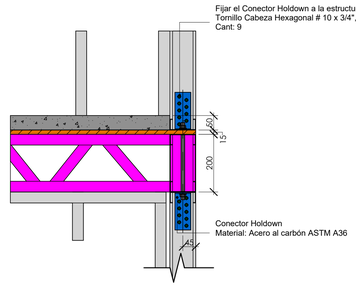


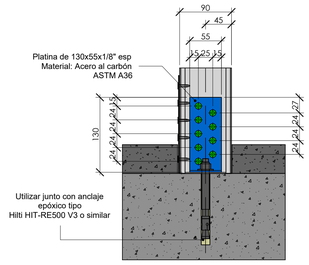


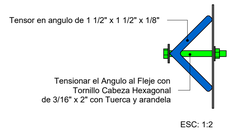


ESC: 1:2

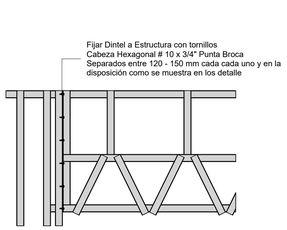


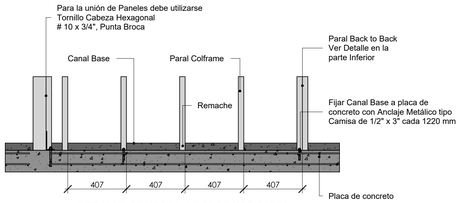


## DETALLE GENERAL DE MODULACION EN MURO ESTRUCTURAL Y ANCLAJES

ESCALA 1:20

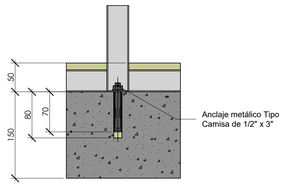


## DETALLE FIJACION DE ESTRUCTURA A LOSA CIMENTACION

ESCALA 1:5

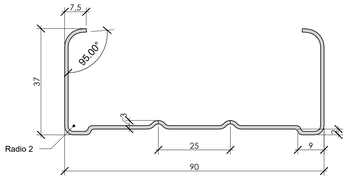


## DIMENSIONES PERFIL COLFRAME TIPO PGC 90-37

ESCALA 1:1

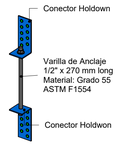


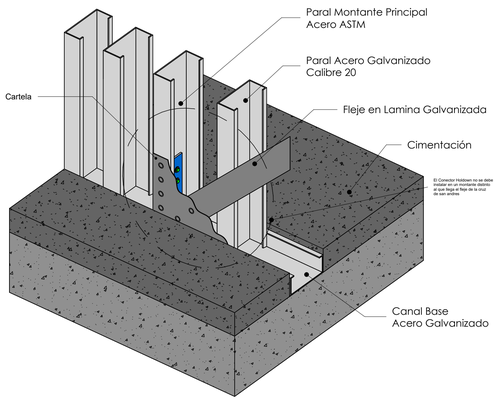


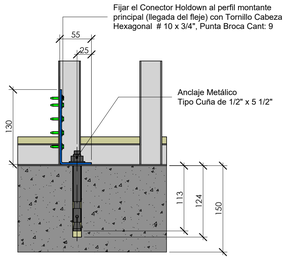


Para la unión de Paneles con perfiles que estén Back To Back (espalda con espalda debe utilizarse Tornillo Cabeza Hexagonal # 10 x 3/4", Punta Broca cada 150 mm en toda la longitud del perfil y en la posición indicada como es mostrado.

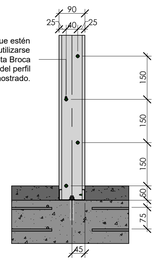


## DETALLE FIJACION DE PARALES BACK TO BACK

ESCALA 1:10

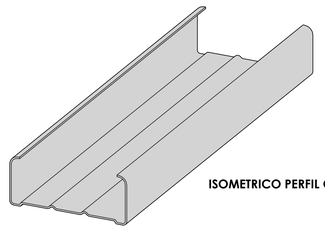

## ISOMETRICO PERFIL COLFRAME

### NOTAS TECNICAS

#### ESPECIFICACIONES DE MATERIALES

- Resistencia Losa: f'c=21 MPa
- Malla electrosoldada: f'y=490 MPa
- Barras de refuerzo en elementos de concreto ASTM A706 - ASTM A615
- Acero: ASTM A653 Grado 50
- Elementos tipo hold downs y platinas de conexion y placa base ASTM A36
- Laminas galvanizadas: ASTM A653 Grado 50
- Tornilleria autoperforante ASTM C1513
- Pernos de anclaje ASTM F1554 Grado 55
- Anclaje epoxico HIlti HIT-RE500 V3 o similar

#### ESPECIFICACIONES DEL DISEÑO (NRS-10)

- Carga muerta de cubierta : 35 kgf/m2
- Carga viva de cubierta : 50 kgf/m2
- Carga viva granizo: 100 kgf/m2
- Carga muerta residencial: 340 kgf/m2
- Carga viva residencial: 180 kgf/m2
- Zona de amenaza sísmica = INTERMEDIA
- Coeficiente de irregularidad: Φxe=1.00, Φy=1.00
- Capacidad de disipación de energía: Moderada (DMO)
- Coeficiente de disipación de energía: R0=3.00, RIx=3.00, RIY=3.00
- Sistema estructural: Entramado de muros de cortante en perfiles formados en frio

#### ESPECIFICACIONES GEOTÉCNICAS

| | |
|---|---|
| - Amenaza Sísmica: | A.2.3-2 NSR-10 |
| Riesgo sísmico: | INTERMEDIO |
| - Perfil del suelo: | A.2.4-1 NSR-10 |
| D | |
| - Grupo de uso: | III = 1.25 |
| - Aa (coheficiente de aceleracion) A.2.3-2 NSR10: | 0.15 |
| - Av (coheficiente de velocidad horizontal) A.2.3-2 NSR10: | 0.20 |

### NOTAS GENERALES

- Todos los elementos de anclaje a los elementos preexistentes son especificaciones y recomendaciones no vinculantes cuya responsabilidad reposa en el constructor.
- No tomar medidas a escala de este plano.
- Cualquier cambio en estos diseños deben ser calculados con el Ingeniero Calculista.
- Cualquier plano del proyecto debe leerse conjuntamente con este plano.
- Todas las medidas en mm; a no ser que se indique lo contrario

ESTUDIOS Y DISEÑOS PARA LA CONSTRUCCIÓN DEL CEDI, CENTRO DE DISTRIBUCIÓN DE MEDICAMENTOS DEL HOSPITAL SAN RAFAEL DE YOLOMBÓ

PROPIETARIO:

ESE Hospital San Rafael Yolombó
Transformando vidas

HOSPITAL SAN RAFAEL
MUNICIPIO DE YOLOMBO

CONSULTOR:

CONVERGE

CONVERGE CONSTRUCTORES S.A.S

LIENZO ingenieria

OBRA

CEDI YOLOMBO

CONTENIDO DEL PLANO

DETALLE 1

DISEÑO:
ING. CESAR CORDOBA

DIBUJO:
JORDAN RENTERIA

FIRMA:

ING. CESAR CORDOBA
MATRICULA: 011037 - 0612583 ANT

FIRMA REVISOR:

MODIFICACIONES:

| REVISIONES | VERSION | FECHA |
|---|---|---|
| DETALLE DE ESCALERA | 01 | 11/12/25 |
| | | |
| | | |
| | | |

FECHA: 11/12/2025

ESCALA: As Indicated

ARCHIVO: CEDI YOLOMBO

PLANO: 301

ESCALA 1:1 SI IMPRESION FORMATO A1

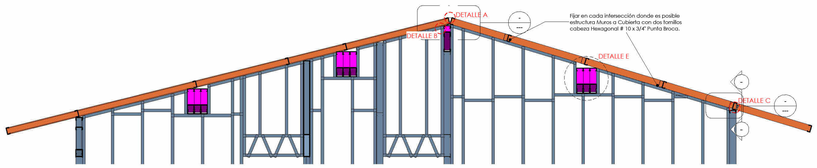


**FIJACION DE CUBIERTA A ESTRUCTURA Y UNIONES DE VIGAS**
ESCALA 1:5

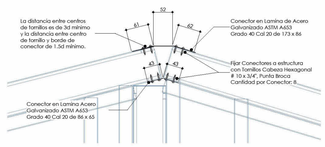


**DETALLE A**
ESCALA 1:5

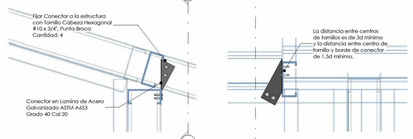


**DETALLE C**
ESCALA 1:5

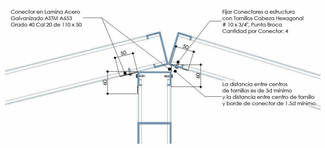


**DETALLE B**
ESCALA 1:5

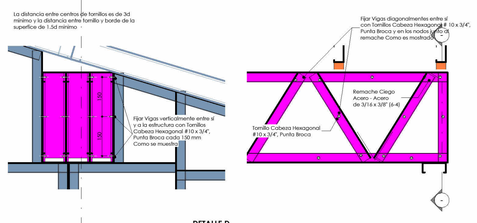


**DETALLE D**
ESCALA 1:7

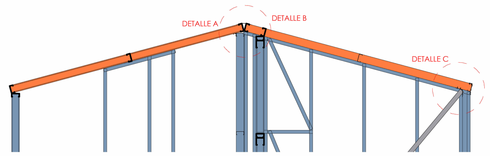


**FIJACION CUBIERTA**
ESCALA 1:30

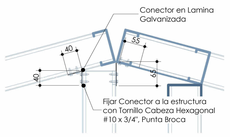


**DETALLE A**
ESCALA 1:7

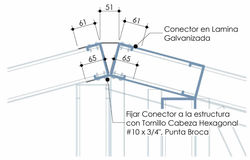


**DETALLE B**
ESCALA 1:7

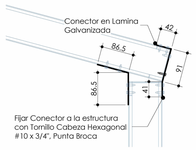


**DETALLE C**
ESCALA 1:7

## SISTEMA DE RIDIGIZACION DE PANELES
## CRUZ DE SAN ANDRES

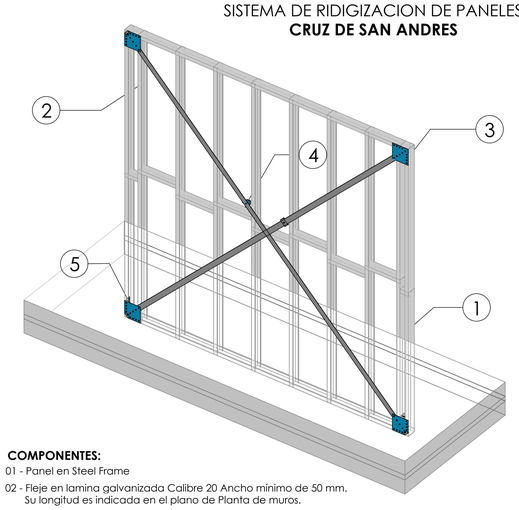


**COMPONENTES:**

01 - Panel en Steel Frame

02 - Fleje en lamina galvanizada Calibre 20 Ancho mínimo de 50 mm. Su longitud es indicada en el plano de Planta de muros.

03 - Cartela

04 - Tensor

05 - Conector Sismico Holdown

**NOTAS:**

- Los flejes deben tensarse posterior al armado de toda la estructura.
- Cada fleje llevará mínimo un tensor para completar el sistema de arriostramiento.
- Los flejes se fijan a las cartelas y las cartelas a la estructura mediante tornillos cabeza lenteja #8 x 3/4".
- Para los arriostramientos horizontales de la estructura se utilizará la "Cruz de SanAndres" compuesto por dos flejes en acero galvanizado en forma de "X".

### NOTAS TECNICAS

**ESPECIFICACIONES DE MATERIALES**

- Resistencia Losa: f'c=21 MPa
- Malla electrosoldada: FY=490 MPa
- Barras de refuerzo en elementos de concreto ASTM A706 - ASTM A615
- Acero: ASTM A653 Grado 50
- Elementos tipo hold downs y platinas de conexion y placa base ASTM A36
- Laminas galvanizadas: ASTM A653 Grado 50
- Tornilleria autoperforante ASTM C1513
- Pernos de anclaje ASTM F1554 Grado 55
- Anclaje epoxico Hilti HIT-RE500 V3 o similar

**ESPECIFICACIONES DEL DISEÑO (NRS-10)**

- Carga muerta de cubierta : 35 kgf/m2
- Carga viva de cubierta : 50 kgf/m2
- Carga viva granizo: 100 kgf/m2
- Carga muerta residencial: 340 kgf/m2
- Carga viva residencial: 180 kgf/m2
- Zona de amenaza sismica = INTERMEDIA
- Coeficiente de irregularidad: Rx=1.00, Ry=1.00
- Capacidad de disipación de energía: Moderado (DMO)
- Coeficiente de disipación de energía: RO=3.00, RX=3.00, RY=3.00
- Sistema estructural: Entramado de muros de cortante en perfiles formados en frio

**ESPECIFICACIONES GEOTÉCNICAS**

| | |
|---|---|
| - Amenaza Sísmica: | A.2.3-2 NSR-10 |
| Riesgo sísmico: | INTERMEDIO |
| - Perfil del suelo: | A.2.4-1 NSR-10 |
| D | |
| - Grupo de uso: | II = 1.25 |
| - Aa (coheficiente de aceleracion) | |
| A.2.3-2 NSR10: | 0.15 |
| - Av (coheficiente de velocidad horizontal) | |
| A.2.3-2 NSR10: | 0.20 |

### NOTAS GENERALES

- Todos los elementos de anclaje a los elementos preexistentes son especificaciones y recomendaciones no vinculantes cuya responsabilidad reposa en el constructor.
- No tomar medidas a escala de este plano.
- Cualquier cambia en estos diseños deben ser calculados con el Ingeniero Calculista.
- Cualquier plano del proyecto debe leerse conjuntamente con este plano.
- Todas las medidas en mm; a no ser que se indique lo contrario

ESTUDIOS Y DISEÑOS PARA LA CONSTRUCCIÓN DEL CEDI, CENTRO DE DISTRIBUCIÓN DE MEDICAMENTOS DEL HOSPITAL SAN RAFAEL DE YOLOMBÓ

PROPIETARIO:

ESE Hospital San Rafael Yolombó
*Transformando vidas*

HOSPITAL SAN RAFAEL
MUNICIPIO DE YOLOMBO

CONSULTOR:

CONVERGE

CONVERGE CONSTRUCTORES S.A.S

LIENZO ingenieria

OBRA

**CEDI YOLOMBO**

CONTENIDO DEL PLANO

**DETALLES 2**

DISEÑO:
**ING. CESAR CORDOBA**

DIBUJO:
**JORDAN RENTERIA**

FIRMA:

**ING. CESAR CORDOBA**
MATRICULA: 011037 - 0612583 ANT

FIRMA REVISOR:

MODIFICACIONES:

| REVISIONES | VERSION | FECHA |
|---|---|---|
| DETALLE DE ESCALERA | 01 | 11/12/25 |
| | | |
| | | |
| | | |
| | | |

FECHA: **11/12/2025**

ESCALA: **As indicated**

ARCHIVO: **CEDI YOLOMBO**

PLANO: **302**

ESCALA DE IMPRESION
FORMATO A1




PLANTA DE CIMENTACION
ESC 1:50

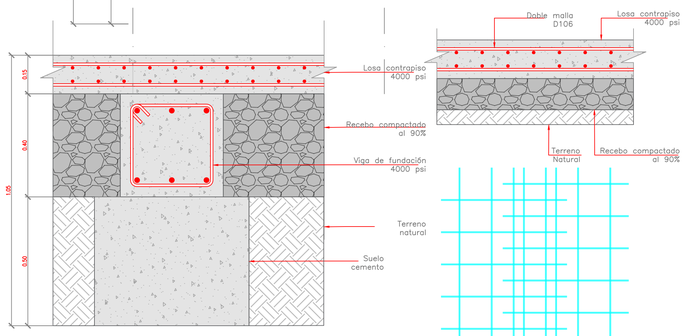


DETALLE DE REEMPLAZO EN CIMENTACION
ESC 1:10

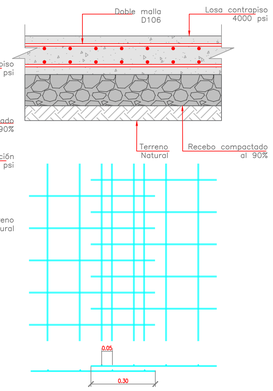


DETALLE DE LOSA CONTRAPISO
ESC 1:10

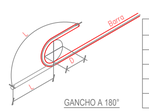


| Barra# | L(cm) | D(cm) |
|---|---|---|
| 2 | 13.5 | 3.8 |
| 3 | 16.9 | 5.7 |
| 4 | 20.5 | 7.6 |
| 5 | 24.0 | 9.5 |
| 6 | 28.6 | 11.5 |

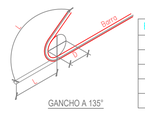


| Barra# | L(cm) | D(cm) |
|---|---|---|
| 2 | 7.6 | 2.6 |
| 3 | 11.3 | 3.8 |
| 4 | 15.1 | 5.1 |
| 5 | 18.9 | 6.4 |
| 6 | 27.2 | 11.5 |

LONGITUD DE GANCHOS PARA ESTRIBOS

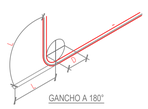


| Barra# | L(cm) | D(cm) |
|---|---|---|
| 2 | 11.2 | 3.8 |
| 3 | 16.6 | 5.7 |
| 4 | 22.2 | 7.6 |
| 5 | 27.8 | 9.5 |
| 6 | 33.4 | 11.5 |
| 7 | 38.8 | 13.3 |
| 8 | 44.4 | 15.2 |

LONGITUD DE GANCHOS PARA REFUERZO LONGITUDINAL

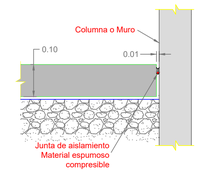


CONTRA LOS MUROS, COLUMNAS, CAJAS DE INSPECCIÓN, ESCALERAS, OTRO TIPO DE PISOS, ETC. DEBERÁN PREVERSE JUNTAS DE AISLAMIENTO. PARA ESTAS JUNTAS PODRÁN UTILIZARSE ELEMENTOS PREFORMADOS O MATERIALES ESPUMOSOS COMPRESIBLES.

JUNTA DE AISLAMIENTO PLACA DE CONTRAPISO SECCIÓN TÍPICA
Escala 1:10

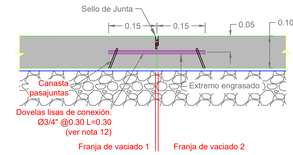


JUNTA CONSTRUCTIVA LOSA DE CONTRAPISO SECCIÓN TÍPICA
Escala 1:10

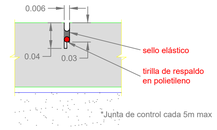


JUNTA DE CONTROL SECCIÓN TÍPICA
Escala 1:5

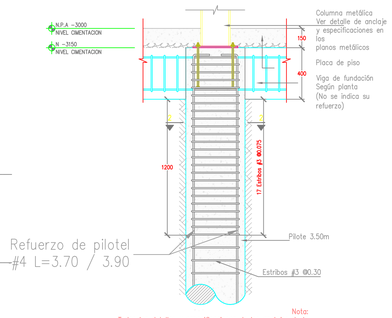


Nota:
Todos los detalles y especificaciones de los anclajes de la columna metálica deben ser diseñados y propuestos por el ingeniero y verificados en los planos de estructura metálica

DETALLE GENERAL DE PILOTES
ESC 1:20

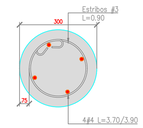


SECCION 2-2 DE PILOTE
ESC 1:20

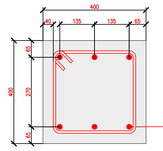


SECCION A-A
ESC 1:10

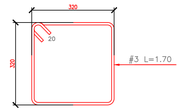


ESTRIBOS
ESC 1:10

MONTANA SEMPER LIBERA
CIUDAD DE YOLOMBO

ESTUDIOS Y DISEÑOS PARA LA CONSTRUCCIÓN DEL CEDI, CENTRO DE DISTRIBUCIÓN DE MEDICAMENTOS DEL HOSPITAL SAN RAFAEL DE YOLOMBÓ

PROPIETARIO:

ESE Hospital San Rafael Yolombó
Transformando vidas

HOSPITAL SAN RAFAEL
MUNICIPIO DE YOLOMBO

HOSPITAL SAN RAFAEL
MUNICIPIO DE YOLOMBO

CONSULTOR:

CONVERGE

CONVERGE CONSTRUCTORES S.A.S

LIENZO ingeniería

OBRA:

CEDI HOSPITAL YOLOMBO

CONTIENE: PLANTA DE UBICACION DE DOVELAS, DETALLES DE MAMPOSTERIA CONFINADA, ALZADO DE MURO, PLANTA DE UBICACION DE VIGAS 20X20 Y NOTAS GENERALES

DISEÑO: ING. CESAR CORDOBA

DIBUJÓ: JORDAN RENTERIA GOMEZ

FIRMA:

ING. CESAR COROBA
MATRICULA: 011037-0612583 ANT

FIRMA REVISOR:

MODIFICACIONES:

| DESCRIPCIÓN | VERSIÓN | FECHA |
|---|---|---|
| DETALLE DE ESCALERA | 01 | 11/12/2025 |

FECHA: 11/12/2025
ESCALA: INDICADA
CARPETA:
PLANO Nº: 107
ARCHIVO: EST-CEDI YOLOMBO

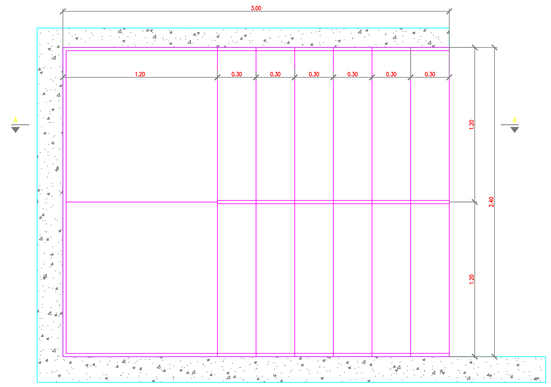


PLANTA DE ESCALERAS TIPICAS

ESC 1:20

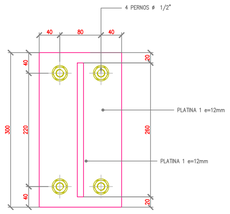


SOPORTE DE LOSA

ESC 1:5

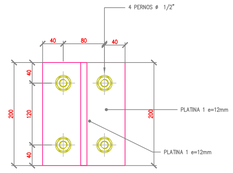


SOPORTE DE VIGA

ESC 1:5

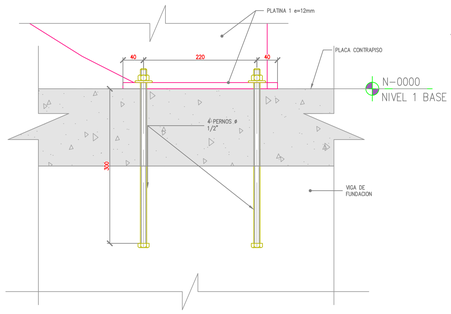


SECCION DE SOPORTE DE LOSA

ESC 1:5

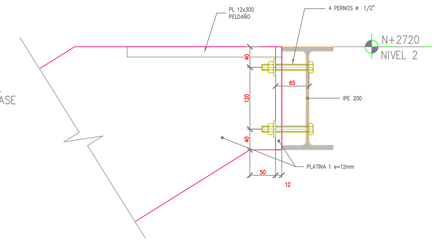


SECCION DE SOPORTE DE VIGA

ESC 1:5

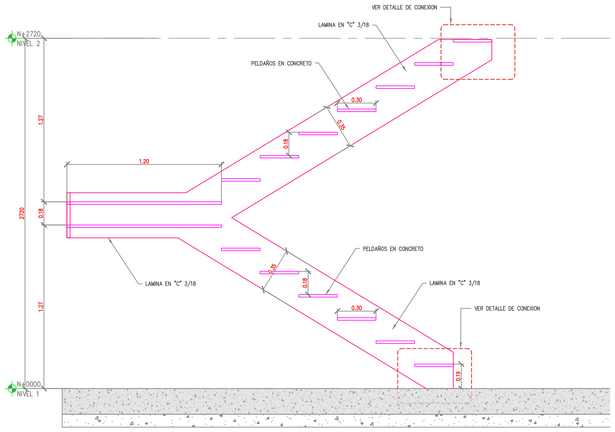


SECCIÓN DE ESCALERAS

ESC 1:20

## REFERENCIAS Y SIMBOLOGÍA

Para la representación de los símbolos de soldaduras se consideran las indicaciones de la norma ANSI/AWS A2.4–98 "STANDARD SYMBOLS FOR WELDING, BRAZING, AND NONDESTRUCTIVE EXAMINATION".

### MÉTODO DE REPRESENTACIÓN DE SOLDADURAS

Conforme a la figura 2 de ANSI/AWS A2.4–98 y a los tipos de soldaduras empleadas en este proyecto, se desarrolla el siguiente esquema de representación de una soldadura:

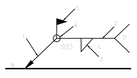


**Referencias:**

1: flecha (conexión entre 2 y 6)
2: línea de referencia
3: símbolo de soldadura
4: símbolo soldadura perimetral.
5: símbolo de soldadura en el lugar de montaje.
6: línea del dibujo que identifica la unión propuesta.
S: profundidad del bisel. En soldaduras en ángulo, es el lado del cordón de soldadura.
(E): tamaño del cordón en soldaduras a tope.
L: longitud efectiva del cordón de soldadura
D: dato suplementario. En general, la serie de electrodo a utilizar y el proceso precualificado de soldeo.

La información relacionada con el lado de la unión soldada a la que apunta la flecha, se coloca por debajo de la línea de referencia, mientras que para el lado opuesto, se indica por encima de la línea de referencia:

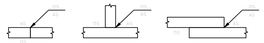


**Donde:**

OS(Other Side): es el otro lado de la flecha
AS(Arrow Side): es el lado de la flecha

## NOTAS GENERALES PARA ESTRUCTURAS DE ACERO

### 1. GENERALES

1.1. MEDIDAS EN MILIMETROS A MENOS QUE SE ESPECIFIQUE OTRA UNIDAD.

1.2. EL DISEÑO, FABRICACION Y CONSTRUCCION DEBE ESTAR DE ACUERDO CON TODOS LOS REQUISITOS APLICABLES DE LOS SIGUIENTES ESTANDARES. ESTOS DEBEN SER LA ULTIMA REVISION E INCLUIR TODAS LAS ENMIENDAS Y CODIGOS RELACIONADOS.
- STEEL CONSTRUCTION MANUAL – AMERICAN INSTITUTE OF STEEL CONSTRUCTION.
- AWS D.1.1/D1.1M STRUCTURAL WELDING CODE STEEL.
- NSR–10

1.3. ESTAS NOTAS HACEN PARTE DE LOS PLANOS QUE SE REFIEREN A ELLAS. EN CASO DE DISCREPANCIA ENTRE LOS PLANOS DE DISEÑO Y ESTAS NOTAS EL ORDEN DE JERARQUIA ES PRIMERO LOS PLANOS DE DISEÑO Y LUEGO LAS NOTAS PRESENTADAS EN ESTE PLANO.

1.4. ESPECIFICACIONES DE MATERIALES:
- LAMINAS : ASTM A572 Gr 50
- PERFILES TIPO W, IPE: ACERO ASTM–A572 Gr 50 Ó ASTM–A992 Gr 50
- PERFILES DE SECCION CERRADA CONFORMADOS EN FRIO Y SOLDADO ELECTRICAMENTE, R.T.E., CUADRADA O RECTANGULAR: ASTM A500 GRADO C, CIRCULAR: ASTM A53
- PERFILES DE LAMINA DELGADA LAMINADOS EN CALIENTE ESPESOR ≥2mm: ACERO ASTM A 1011 — GRADO 50.
- LÁMINA DE STEEL DECK: ACERO ASTM A653 Gr 40
- PERNOS PARA UNIONES: ASTM A490M PARA CONEXIONES DE ELEMENTOS DEL SISTEMA DE RESISTENCIA SÍSMICA, ASTM A325M PARA EL RESTO DE CONEXIONES
- PERNOS PARA ANCLAJE: F1554 Gr. 105
- CONECTORES A CORTANTE: Fu=450MPa ; Fy=350MPa
- SOLDADURA: ELECTRODO SEGÚN INDICACIONES EN PLANOS
- TUERCAS : ASTM A194 Y PARA ARANDELAS ASTM F436

1.5. LA SUSTITUCION DE MATERIALES Y SECCIONES DE PERFILES ESTRUCTURALES DEBE SER APROBADA POR EL INGENIERO CALCULISTA.

1.6. LA CORRECCION EN CAMPO DE DEFECTOS DE FABRICACION EN ELEMENTOS ESTRUCTURALES DEBE TENER LA APROBACION DEL INGENIERO CALCULISTA.

1.7. EL CONTRATISTA DEBERA VERIFICAR TODAS LAS MEDIDAS EN CAMPO ANTES DE INICIAR LA FABRICACION Y EL MONTAJE.

1.8. EVITAR ARISTAS VIVAS.

1.9. SELLAR LOS PERFILES Y VIGAS CAJON EXPUESTOS EN LOS EXTREMOS CON LAMINA 1/8" ESP, APLICAR SOLDADURA 1/8" ALREDEDOR.

1.10. PINTURA:
- TRATAMIENTO DE SUPERFICIE: LIMPIEZA CON SOLVENTE SEGÓN NORMA SSPC–SP6 Y LIMPIEZA MANUAL SEGÓN NORMA SSPC.
- ANTICORROSIVO: PINTURA ANTICORROSIVA EPÓXICA VERDE 9102 (SMALLS)
- ACABADO: PINTURA DE ACABADO ESMALTE ACRILICO URETANO (SMILLS), COLOR POR DEFINICIÓN DEL CLIENTE

1.11. NO TOMAR MEDIDAS A ESCALA DE ESTE PLANO

1.12. CUALQUIER CAMBIO EN ESTOS DISEÑOS DEBEN SER CALCULADOS CON EL INGENIERO CALCULISTA

1.13. CUALQUIER PLANO DEL PROYECTO DEBE LEERSE CONJUNTAMENTE CON ESTE.

1.14. TODAS LAS MEDIDAS EN mm, A NO SER QUE SE INDIQUE LO CONTRARIO

### 2. CONEXIONES:

2.1. LAS CONEXIONES MECHAS EN TALLER DEBEN SER SOLDADAS A MENOS QUE SE ESPECIFIQUE ALGO DIFERENTE EN LOS PLANOS DE DISEÑO. CUANDO SEA IMPRACTICO EL USO DE SOLDADURA DEBEN HACERSE UNIONES ATORNILLADAS EQUIVALENTES CON TORNILLOS ASTM A325 DE DESLIZAMIENTO CRITICO CON SUPERFICIE CLASE A.

2.2. LAS CONEXIONES HECHAS EN CAMPO DEBEN SER ATORNILLADAS A MENOS QUE SE ESPECIFIQUE ALGO DIFERENTE EN LOS PLANOS DE DISEÑO.

2.3. TODAS LAS CONEXIONES ATORNILLADAS DEBEN SER DE DESLIZAMIENTO CRITICO CON SUPERFICIE CLASE A, CON PERNOS DE ALTA RESISTENCIA ASTM A325 TIPO 1 Ø=3/4" COMO MINIMO, EXCEPTO DONDE SE INDIQUE ALGO DIFERENTE EN LOS PLANOS DE DISEÑO.

2.4. SOLO SE PERMITE EL USO DE TORNILLOS QUE CUMPLAN CON LAS ESPECIFICACIONES ASTM A325 TIPO 1, ASTM A490 TIPO 1 Y ASTM A307. LOS TORNILLOS ASTM A325, ASTM A490 DEBEN SER USADOS EN UNIONES PRINCIPALES Y EN AQUELLAS QUE HAGAN PARTE DEL SISTEMA DE RESISTENCIA SISMICO DE LA ESTRUCTURA. LOS TORNILLOS ASTM A307 SOLO DEBEN USARSE EN ELEMENTOS SECUNDARIOS, DE BAJO NIVEL DE CARGA Y QUE NO HAGAN PARTE DEL SISTEMA DE RESISTENCIA SISMICO DE LA ESTRUCTURA.

2.5. TODOS LOS TORNILLOS ASTM A325 Y ASTM A307 DEBEN SER GALVANIZADOS EN CALIENTE. LOS TORNILLOS ASTM A490 NO PUEDEN SER GALVANIZADOS EN CALIENTE.
EL GALVANIZADO DE LOS TORNILLOS, TUERCAS Y ARANDELAS DEBE CUMPLIR CON LA ESPECIFICACION ASTM A153.

2.6. TODOS LOS TORNILLOS ASTM A325 DEBEN IR ACOMPAÑADOS DE UNA TUERCA HEXAGONAL GALVANIZADA EN CALIENTE ASTM A563 GRADO DH Ó ASTM A194 GRADO 2H Y DE UNA ARANDELA GALVANIZADA EN CALIENTE ASTM F436 TIPO 1.

2.7. PROCEDIMIENTO DE PRETENSIONAMIENTO DE TORNILLOS (TURN OF NUT)
PASO 1: APRETAR LA TUERCA HASTA EL NIVEL DE AJUSTE QUE SE OBTIENE CON UNOS POCOS GOLPES DE UNA LLAVE DE IMPACTO O HASTA EL OBTENIDO CON EL MAXIMO ESFUERZO DE UN TRABAJADOR DE LA INDUSTRIA DEL ACERO USANDO UNA LLAVE MANUAL HASTA LOGRAR QUE TODAS LAS PARTES CONECTADAS QUEDEN TOTALMENTE EN CONTACTO.
PASO 2: ROTAR LA TUERCA DE ACUERDO CON LOS VALORES PRESENTADOS EN LA SIGUIENTE TABLA TENIENDO EN CUENTA QUE SOLO LA CABEZA DEL TORNILLO O LA TUERCA DEBEN ROTAR PERO NO AMBAS.

2.8. EL ESPESOR MINIMO DE LAS LAMINAS DE CONEXION Y RIGIDIZADORES ES 3/8" SI NO SE ESPECIFICA ALGO DIFERENTE EN LOS PLANOS DE DISEÑO.

2.9. PARA LAS UNIONES SOLDADAS SE DEBE USAR ELECTRODO AWS A5.1 (E7018). DONDE NO SE ESPECIFIQUE EL TAMAÑO DE LA SOLDADURA DEBERA USARSE EL MINIMO ESPECIFICADO EN LA TABLA J2.4 DEL AISC

2.10. LOS EMPALMES DE MIEMBROS ESTRUCTURALES NO ESPECIFICADOS EN LOS PLANOS DE DISEÑO DEBEN SER APROBADOS POR EL INGENIERO CALCULISTA ANTES DE SU FABRICACION.

2.11. LOS CONECTORES DE CORTANTE SE INSTALAN EN LAS VIGAS UTILIZANDO SOLDADURA DE FILETE AL REDEDOR DEL CONECTOR, UNA VEZ INSTALADO SE REALIZARA UNA PRUEBA GOLPEANDO CON UN MARTILLO, ESTE SE DEBE DOBLAR SIN PRESENTAR FALLA EN LA SOLDADURA.

TABLA J3.3 – AISC
DIMENSION NOMINAL DE AGUJERO (Pulg.)

| DIAMETRO DEL PERNO (Pulg.) | DIMENSIONES DEL AGUJERO | | | | | | | |
|---|---|---|---|---|---|---|---|---|
| | ESTANDAR (DIAMETRO) | | AMPLIADO (DIAMETRO) | | COLISO CORTO (ANCHO x LARGO) | | COLISO LARGO (ANCHO x LARGO) | |
| 1/2" | 9/16" | | 5/8" | | 9/16" | x 11/16" | 9/16" | x 1 1/4" |
| 5/8" | 11/16" | | 13/16" | | 11/16" | x 7/8" | 11/16" | x 1 9/16" |
| 3/4" | 13/16" | | 15/16" | | 13/16" | x 1" | 13/16" | x 1 7/8" |
| 7/8" | 15/16" | | 1 1/16" | | 15/16" | x 1 1/8" | 15/16" | x 2 3/16" |
| 1" | 1 1/16" | | 1 1/4" | | 1 1/16" | x 1 5/16" | 1 1/16" | x 2 1/2" |
| ≥ 1/8" | d+1/16" | | d+5/16" | | (d+1/16") | x (d+3/8") | (d+1/16") | x (2.5d) |

TABLA J2.4 – AISC
MINIMA DISTANCIA DESDE EL CENTRO DEL AGUJERO ESTANDAR, HASTA EL BORDE DE LA PARTE CONECTADA

| TAMAÑO DEL PERNO (Pulg.) | A BORDES LAMINADOS, BORDES DE PLACAS O BORDES TERMICAMENTE CORTADOS (Pulg.) [1] | A BORDES AMBIENTES, BORDES DE PLACAS O BORDES TERMICAMENTE CORTADOS (Pulg.) [2] |
|---|---|---|
| 1/2 | 7/8 | 3/4 |
| 5/8 | 1 1/8 | 7/8 |
| 3/4 | 1 1/4 | 1 |
| 7/8 | 1 1/2 [3] | 1 1/8 |
| 1 | 1 1/4 [3] | 1 1/4 |
| 1 1/8 | 1 1/2 | 1 1/2 |
| Mayor que 1 1/4 | 1 1/4 x d | 1 1/4 x d |

[a] SE PERMITEN DISTANCIAS MENORES SEGUN LOS REQUERIMIENTOS DE LA TABLA J3.4.
[b] DE LOS BORDES CORTADOS O COLISO VER TABLA J3.4.
[c] TODAS LAS DISTANCIAS PRESENTADAS EN ESTA COLUMNA SE INCREMENTAN EN 1/8" CUANDO EL ESFUERZO EN ESTE PUNTO EXCEDE 0.25 Fu.
[d] SE PERMITE UTILIZAR 1" EN LAS ESQUINAS DE VIGUETAS DE ALMACEN EN VIGAS Y EN ENS PLATES DE CONTRATE.

TABLA J2.4 – AISC
TAMAÑO MINIMO DE LA SOLDADURA DE FILETE

| ESPESOR DEL ELEMENTO O MENOR ESPESOR DE LAS PARTES CONECTADAS Pulg. (mm) | TAMAÑO MINIMO DE LA SOLDADURA (E) Pulg. (mm) |
|---|---|
| HASTA 1/4" (6) INCLUIDO | 1/8" (3) |
| DESDE 1/4" (6) HASTA 1/2 (13) | 3/16" (5) |
| DESDE 1/2" (13) HASTA 3/4 (19) | 1/4" (6) |
| MAYOR 3/4" (19) | 5/16" (8) |

[a] DIMENSION DEL PIE DE LA SOLDADURA DE FILETE. SE DEBEN UTILIZAR SOLDADURAS DE PASO SIMPLE

NOTA: VER LA SECCION J2.2b PARA EL TAMAÑO MAXIMO DE LA SOLDADURA DE FILETE

TABLA F.2.10.3–1 NSR–10
MÍNIMA TENSIÓN DE ESTALLACIÓN DE LOS PERNOS, KILONEWTONS
PERNOS CON DIAMETRO EN PULGADAS

| Tamaño del Perno mm (Pulg.) | GRUPO A PERNOS ASTM A325, ASTM F1852 | GRUPO B PERNOS ASTM A490, ASTM F2280 |
|---|---|---|
| 12.7 (1/2") | 53 | 67 |
| 15.9 (5/8") | 84 | 107 |
| 19.1 (3/4") | 120 | 152 |
| 22.2 (7/8") | 173 | 218 |
| 25.4 (1") | 227 | 285 |
| 28.6 (1 1/8") | 249 | 334 |
| 31.8 (1 1/4") | 316 | 424 |
| 34.9 (1 3/8") | 378 | 510 |
| 38.1 (1 1/2") | 458 | 618 |

| Designación | Ilustración | Símbolo |
|---|---|---|
| Soldadura de filete | | |
| Soldadura a tope en "V" simple (con chaflán) | | |
| Soldadura a tope en bisel simple | | |
| Soldadura a tope en bisel doble | | |
| Soldadura a tope en bisel simple con talón de raíz amplio | | |
| Soldadura combinada a tope en bisel simple y en ángulo | | |
| Soldadura a tope en bisel simple con lado curvo | | |

ESTUDIOS Y DISEÑOS PARA LA CONSTRUCCIÓN DEL CEDI, CENTRO DE DISTRIBUCIÓN DE MEDICAMENTOS DEL HOSPITAL SAN RAFAEL DE YOLOMBÓ

PROPIETARIO:

ESE Hospital San Rafael Yolombó
Transformando vidas

HOSPITAL SAN RAFAEL
MUNICIPIO DE YOLOMBO

HOSPITAL SAN RAFAEL
MUNICIPIO DE YOLOMBO

CONSULTOR:

CONVERGE CONSTRUCTORES S.A.S

LIENZO ingeniería

OBRA:

CEDI HOSPITAL YOLOMBO

CONTENIDO: PLANTA DE UBICACION DE DOVELAS, DETALLES DE MAMPOSTERIA CONFINADA, ALZADO DE MURO, PLANTA DE UBICACION DE VIGAS 20X20 Y NOTAS GENERALES

DISEÑO: ING. CESAR CORDOBA

DIBUJO: JORDAN RENTERIA GOMEZ

FIRMA:

ING. CESAR COROBA
MATRICULA: 011037–0612583 ANT

FIRMA REVISOR:

MODIFICACIONES:

| DESCRIPCIÓN | VERSIÓN | FECHA |
|---|---|---|
| DETALLE DE ESCALERA | 01 | 11/12/2025 |

FECHA: 11/12/2025
ESCALA: INDICADA
CADENAS:
PLANO Nº: 108
ARCHIVO: EST–CEDI YOLOMBO

A3 C90_37-0.95BMT-G350
1 : 79

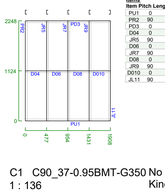

A5 C90_37-0.95BMT-G350
1 : 135



A4 C90_37-0.95BMT-G350
1 : 110



C2 C90_37-0.95BMT-G350 No Of Plies:3
1 : 136 Kind: Common

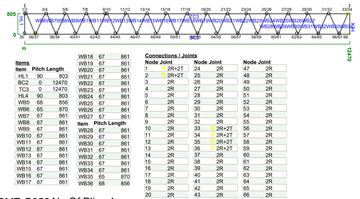

C1 C90_37-0.95BMT-G350 No Of Plies:3
1 : 136 Kind: Common

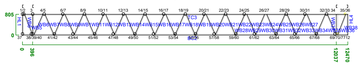

F1 C90_37-0.75BMT-G350 No Of Plies:1
1 : 68 Kind: Floor Joist



F2 C90_37-0.95BMT-G350 No Of Plies:1
1 : 68 Kind: Floor Joist

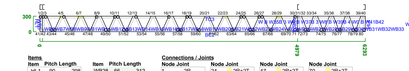

F8 C90_37-0.95BMT-G350 No Of Plies:1
1 : 68 Kind: Floor Joist

F16 C90_37-0.95BMT-G350 No Of Plies:1
1 : 68 Kind: Floor Joist

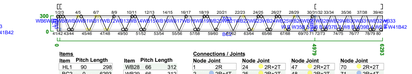

F3 C90_37-0.95BMT-G350 No Of Plies:1
1 : 68 Kind: Floor Joist

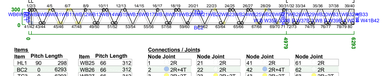

F9 C90_37-0.95BMT-G350 No Of Plies:1
1 : 68 Kind: Floor Joist



F17 C90_37-0.95BMT-G350 No Of Plies:1
1 : 68 Kind: Floor Joist



F4 C90_37-0.95BMT-G350 No Of Plies:1
1 : 68 Kind: Floor Joist



F6 C90_37-0.95BMT-G350 No Of Plies:1
1 : 68 Kind: Floor Joist

F10 C90_37-0.95BMT-G350 No Of Plies:1
1 : 68 Kind: Floor Joist

F12 C90_37-0.95BMT-G350 No Of Plies:1
1 : 68 Kind: Floor Joist



F18 C90_37-0.95BMT-G350 No Of Plies:1
1 : 68 Kind: Floor Joist



F5 C90_37-0.95BMT-G350 No Of Plies:1
1 : 68 Kind: Floor Joist



F7 C90_37-0.95BMT-G350 No Of Plies:1
1 : 68 Kind: Floor Joist

F11 C90_37-0.95BMT-G350 No Of Plies:1
1 : 68 Kind: Floor Joist

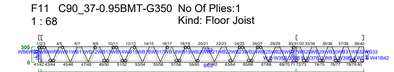

F13 C90_37-0.95BMT-G350 No Of Plies:1
1 : 68 Kind: Floor Joist

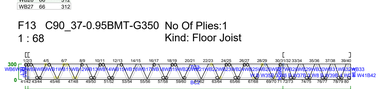

F19 C90_37-0.95BMT-G350 No Of Plies:1
1 : 68 Kind: Floor Joist



F14 C90_37-0.95BMT-G350 No Of Plies:1
1 : 68 Kind: Floor Joist

F20 C90_37-0.95BMT-G350 No Of Plies:1
1 : 68 Kind: Floor Joist



F22 C90_37-0.95BMT-G350 No Of Plies:1
1 : 68 Kind: Floor Joist

F24 C90_37-0.95BMT-G350 No Of Plies:1
1 : 68 Kind: Floor Joist

F26 C90_37-0.95BMT-G350 No Of Plies:1
1 : 68 Kind: Floor Joist



F15 C90_37-0.95BMT-G350 No Of Plies:1
1 : 68 Kind: Floor Joist



F21 C90_37-0.95BMT-G350 No Of Plies:1
1 : 68 Kind: Floor Joist



F23 C90_37-0.95BMT-G350 No Of Plies:1
1 : 68 Kind: Floor Joist

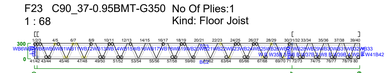

F25 C90_37-0.95BMT-G350 No Of Plies:1
1 : 68 Kind: Floor Joist

F27 C90_37-0.95BMT-G350 No Of Plies:1
1 : 68 Kind: Floor Joist

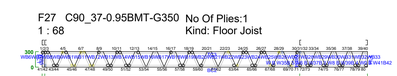

MISIONARA SEMPER FIDELIS
CIUDAD DE YOLOMBÓ

ESTUDIOS Y DISEÑOS PARA LA CONSTRUCCIÓN DEL CEDI, CENTRO DE DISTRIBUCIÓN DE MEDICAMENTOS DEL HOSPITAL SAN RAFAEL DE YOLOMBÓ

PROPIETARIO:

ESE Hospital San Rafael
Yolombó
Transformando vidas

HOSPITAL SAN RAFAEL
MUNICIPIO DE YOLOMBO

HOSPITAL SAN RAFAEL
MUNICIPIO DE YOLOMBO

CONSULTOR:

CONVERGE

CONVERGE CONSTRUCTORES S.A.S

LIENZO ingeniería

OBRA:

CEDI HOSPITAL YOLOMBO

CONTENE:

DESPIECE MUROS 1

DISEÑÓ:

ING. CESAR CORDOBA

DIBUJÓ:

JORDAN RENTERIA GOMEZ

FIRMA:

ING. CESAR CORDOBA

MATRICULA: 011037-0612583 ANT

FIRMA REVISOR:

MODIFICACIONES:

| DESCRIPCIÓN | VERSIÓN | FECHA |
|---|---|---|
| DETALLE DE ESCALERA | 01 | 11/12/2025 |
| | | |
| | | |
| | | |
| | | |
| | | |

FECHA: 11/12/2025

ESCALA P: INDICADA

CODIGO:

ARCHIVO: EST-CEDI YOLOMBO

PLANO N°: 401

F28 C90_37-0.95BMT-G350 No Of Plies:1
1 : 68 Kind: Floor Joist

F29 C90_37-0.95BMT-G350 No Of Plies:1
1 : 68 Kind: Floor Joist

F36 C90_37-0.75BMT-G350 No Of Plies:1
1 : 49 Kind: Floor Joist

F37 C90_37-0.95BMT-G350 No Of Plies:1
1 : 52 Kind: Floor Joist

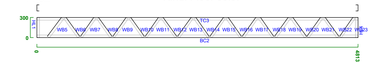

F38 C90_37-0.95BMT-G350 No Of Plies:1
1 : 52 Kind: Floor Joist

F39 C90_37-0.95BMT-G350 No Of Plies:1
1 : 52 Kind: Floor Joist

F30 C90_37-0.95BMT-G350 No Of Plies:1
1 : 68 Kind: Floor Joist

F31 C90_37-0.95BMT-G350 No Of Plies:1
1 : 68 Kind: Floor Joist

F40 C90_37-0.95BMT-G350 No Of Plies:1
1 : 52 Kind: Floor Joist

F41 C90_37-0.75BMT-G350 No Of Plies:1
1 : 52 Kind: Floor Joist

F43 C90_37-0.75BMT-G350 No Of Plies:1
1 : 42 Kind: Floor Joist

F42 C90_37-0.95BMT-G350 No Of Plies:1
1 : 42 Kind: Floor Joist

F32 C90_37-0.95BMT-G350 No Of Plies:1
1 : 68 Kind: Floor Joist



F33 C90_37-0.95BMT-G350 No Of Plies:1
1 : 66 Kind: Floor Joist

F44 C90_37-0.75BMT-G350 No Of Plies:1
1 : 42 Kind: Floor Joist

F45 C90_37-0.75BMT-G350 No Of Plies:1
1 : 42 Kind: Floor Joist

F34 C90_37-0.95BMT-G350 No Of Plies:1
1 : 66 Kind: Floor Joist

F35 C90_37-0.95BMT-G350 No Of Plies:2
1 : 61 Kind: Floor Joist

F51 C90_37-0.75BMT-G350 No Of Plies:1
1 : 62 Kind: Floor Joist

F53 C90_37-0.95BMT-G350 No Of Plies:1
1 : 49 Kind: Floor Joist

F52 C90_37-0.95BMT-G350 No Of Plies:1
1 : 49 Kind: Floor Joist

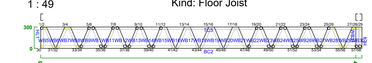

F54 C90_37-0.95BMT-G350 No Of Plies:1
1 : 49 Kind: Floor Joist

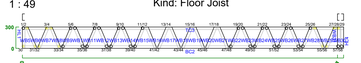

F56 C90_37-0.95BMT-G350 No Of Plies:1
1 : 49 Kind: Floor Joist



F60 C90_37-0.95BMT-G350 No Of Plies:1
1 : 49 Kind: Floor Joist

F55 C90_37-0.95BMT-G350 No Of Plies:1
1 : 49 Kind: Floor Joist



F57 C90_37-0.95BMT-G350 No Of Plies:1
1 : 49 Kind: Floor Joist



F62 C90_37-0.95BMT-G350 No Of Plies:1
1 : 49 Kind: Floor Joist

F61 C90_37-0.95BMT-G350 No Of Plies:1
1 : 49 Kind: Floor Joist

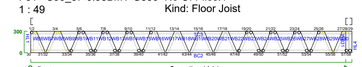

F46 C90_37-0.75BMT-G350 No Of Plies:1
1 : 42 Kind: Floor Joist

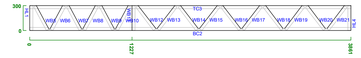

F49 C90_37-0.95BMT-G350 No Of Plies:1
1 : 62 Kind: Floor Joist

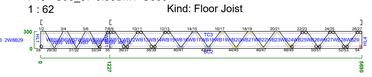

F50 C90_37-0.75BMT-G350 No Of Plies:1
1 : 62 Kind: Floor Joist



F58 C90_37-0.95BMT-G350 No Of Plies:1
1 : 49 Kind: Floor Joist



F59 C90_37-0.95BMT-G350 No Of Plies:1
1 : 49 Kind: Floor Joist

F63 C90_37-0.95BMT-G350 No Of Plies:1
1 : 49 Kind: Floor Joist



F64 C90_37-0.95BMT-G350 No Of Plies:1
1 : 49 Kind: Floor Joist




ESTUDIOS Y DISEÑOS PARA LA CONSTRUCCIÓN DEL CEDI, CENTRO DE DISTRIBUCIÓN DE MEDICAMENTOS DEL HOSPITAL SAN RAFAEL DE YOLOMBÓ

PROPIETARIO:

ESE Hospital San Rafael Yolombó
Transformando vidas

HOSPITAL SAN RAFAEL MUNICIPIO DE YOLOMBO

HOSPITAL SAN RAFAEL MUNICIPIO DE YOLOMBO

CONSULTOR:

CONVERGE CONSTRUCTORES S.A.S

LIENZO ingeniería

OBRA:

CEDI HOSPITAL YOLOMBO

CONTIENE:

DESPIECE DE MUROS 2

DISEÑÓ:

ING. CESAR CORDOBA

DIBUJÓ:

JORDAN RENTERIA GOMEZ

FIRMA:

ING. CESAR CORDOBA

MATRICULA: 011037-0612583 ANT

FIRMA REVISOR:


MODIFICACIONES:

| DESCRIPCIÓN | VERSIÓN | FECHA |
|---|---|---|
| DETALLE DE ESCALERA | 01 | 11/12/2025 |
| | | |
| | | |
| | | |
| | | |

FECHA: 11/12/2025

ESCALA P: INDICADA

CODIGO:

ARCHIVO: EST--CEDI YOLOMBO

PLANO Nº: 402

F66 C90_37-0.95BMT-G350 No Of Plies:1
1 : 49 Kind: Floor Joist

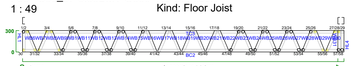

F68 C90_37-0.95BMT-G350 No Of Plies:1
1 : 49 Kind: Floor Joist

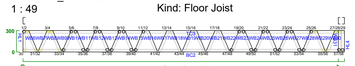

F70 C90_37-0.95BMT-G350 No Of Plies:1
1 : 49 Kind: Floor Joist

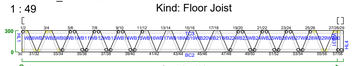

F72 C90_37-0.95BMT-G350 No Of Plies:1
1 : 49 Kind: Floor Joist

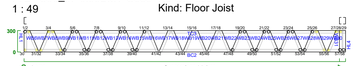

F74 C90_37-0.95BMT-G350 No Of Plies:1
1 : 49 Kind: Floor Joist



F98 C90_37-0.95BMT-G350
1 : 11
No Of Plies:1
Kind: Floor Joist

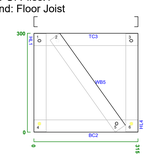

F67 C90_37-0.95BMT-G350 No Of Plies:1
1 : 49 Kind: Floor Joist

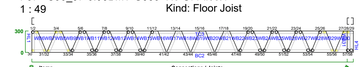

F69 C90_37-0.95BMT-G350 No Of Plies:1
1 : 49 Kind: Floor Joist

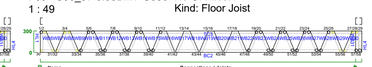

F71 C90_37-0.95BMT-G350 No Of Plies:1
1 : 49 Kind: Floor Joist



F73 C90_37-0.95BMT-G350 No Of Plies:1
1 : 49 Kind: Floor Joist

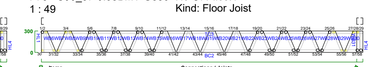

F75 C90_37-0.95BMT-G350 No Of Plies:1
1 : 49 Kind: Floor Joist



F99 C90_37-0.95BMT-G350
1 : 11
No Of Plies:1
Kind: Floor Joist

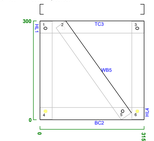

F76 C90_37-0.95BMT-G350 No Of Plies:1
1 : 49 Kind: Floor Joist



F65 C90_37-0.95BMT-G350 No Of Plies:1
1 : 49 Kind: Floor Joist



F80 C90_37-0.75BMT-G350 No Of Plies:1
1 : 49 Kind: Floor Joist

F82 C90_37-0.75BMT-G350 No Of Plies:1
1 : 62 Kind: Floor Joist



F96 C90_37-0.95BMT-G350
1 : 11
No Of Plies:1
Kind: Floor Joist

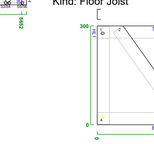

F97 C90_37-0.95BMT-G350
1 : 11
No Of Plies:1
Kind: Floor Joist

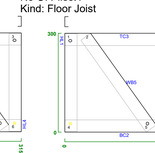

F102 C90_37-0.75BMT-G350
1 : 11
No Of Plies:1
Kind: Floor Joist

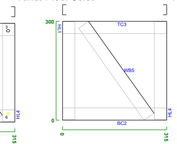

F103 C90_37-0.75BMT-G350
1 : 11
No Of Plies:1
Kind: Floor Joist

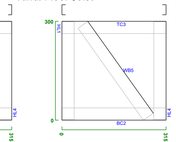

F77 C90_37-0.95BMT-G350 No Of Plies:1
1 : 49 Kind: Floor Joist

F78 C90_37-0.95BMT-G350 No Of Plies:1
1 : 49 Kind: Floor Joist

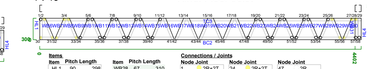

F81 C90_37-0.75BMT-G350 No Of Plies:1
1 : 62 Kind: Floor Joist



F83 C90_37-0.75BMT-G350 No Of Plies:1
1 : 49 Kind: Floor Joist

F79 C90_37-0.95BMT-G350 No Of Plies:1
1 : 49 Kind: Floor Joist

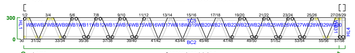

F84 C90_37-0.75BMT-G350
1 : 11
No Of Plies:1
Kind: Floor Joist

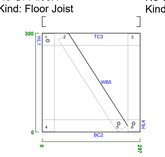

F85 C90_37-0.75BMT-G350
1 : 11
No Of Plies:1
Kind: Floor Joist

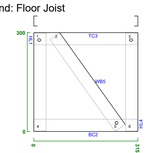

F88 C90_37-0.75BMT-G350
1 : 11
No Of Plies:1
Kind: Floor Joist

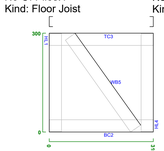

F89 C90_37-0.75BMT-G350
1 : 11
No Of Plies:1
Kind: Floor Joist

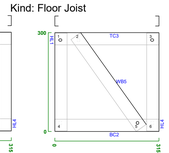

F92 C90_37-0.75BMT-G350
1 : 11
No Of Plies:1
Kind: Floor Joist

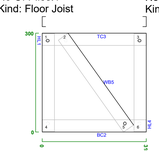

F93 C90_37-0.75BMT-G350
1 : 11
No Of Plies:1
Kind: Floor Joist

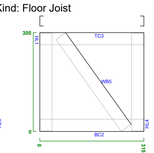

F100 C90_37-0.95BMT-G350
1 : 11
No Of Plies:1
Kind: Floor Joist

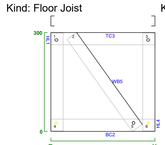

F101 C90_37-0.95BMT-G350
1 : 11
No Of Plies:1
Kind: Floor Joist

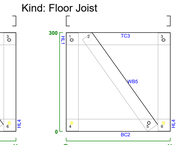

F86 C90_37-0.75BMT-G350
1 : 11
No Of Plies:1
Kind: Floor Joist

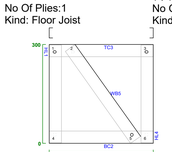

F87 C90_37-0.75BMT-G350
1 : 11
No Of Plies:1
Kind: Floor Joist

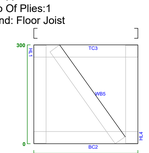

F90 C90_37-0.75BMT-G350
1 : 11
No Of Plies:1
Kind: Floor Joist

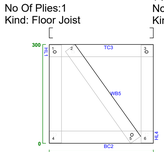

F91 C90_37-0.75BMT-G350
1 : 11
No Of Plies:1
Kind: Floor Joist

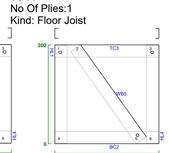

F94 C90_37-0.75BMT-G350
1 : 11
No Of Plies:1
Kind: Floor Joist

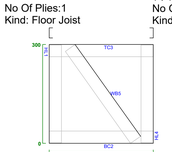

F95 C90_37-0.75BMT-G350
1 : 11
No Of Plies:1
Kind: Floor Joist

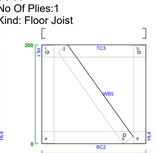

F104 C90_37-0.75BMT-G350
1 : 11
No Of Plies:1
Kind: Floor Joist

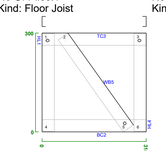

F105 C90_37-0.75BMT-G350
1 : 11
No Of Plies:1
Kind: Floor Joist

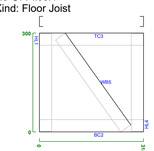

F108 C90_37-0.75BMT-G350
1 : 11
No Of Plies:1
Kind: Floor Joist

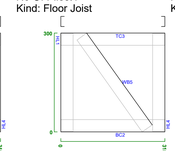

F109 C90_37-0.75BMT-G350
1 : 11
No Of Plies:1
Kind: Floor Joist

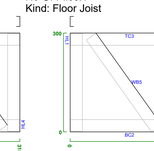

F106 C90_37-0.75BMT-G350
1 : 11
No Of Plies:1
Kind: Floor Joist

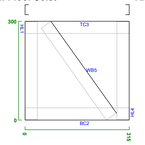

F107 C90_37-0.75BMT-G350
1 : 11
No Of Plies:1
Kind: Floor Joist

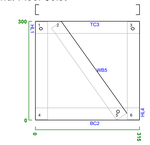

F110 C90_37-0.75BMT-G350
1 : 11
No Of Plies:1
Kind: Floor Joist

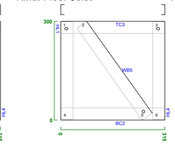

F111 C90_37-0.75BMT-G350
1 : 11
No Of Plies:1
Kind: Floor Joist

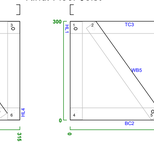

F112 C90_37-0.75BMT-G350
1 : 11
No Of Plies:1
Kind: Floor Joist

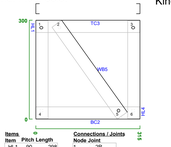

F116 C90_37-0.75BMT-G350
1 : 11
No Of Plies:1
Kind: Floor Joist

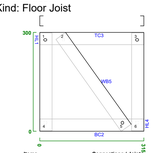

F117 C90_37-0.75BMT-G350
1 : 11
No Of Plies:1
Kind: Floor Joist

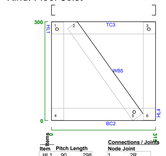

F114 C90_37-0.75BMT-G350
1 : 11
No Of Plies:1
Kind: Floor Joist

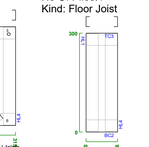

ESTUDIOS Y DISEÑOS PARA LA CONSTRUCCIÓN DEL CEDI, CENTRO DE DISTRIBUCIÓN DE MEDICAMENTOS DEL HOSPITAL SAN RAFAEL DE YOLOMBÓ

PROPIETARIO:

ESE Hospital San Rafael Yolombó
Transformando vidas

HOSPITAL SAN RAFAEL
MUNICIPIO DE YOLOMBO

HOSPITAL SAN RAFAEL
MUNICIPIO DE YOLOMBO

CONSULTOR:

CONVERGE CONSTRUCTORES S.A.S

LIENZO ingeniería

OBRA:

CEDI HOSPITAL YOLOMBO

CONTIENE:

DESPIECE MUROS 3

DISEÑÓ:

ING. CESAR CORDOBA

DIBUJÓ:

JORDAN RENTERIA GOMEZ

FIRMA:

ING. CESAR COROBA
MATRICULA: 011037-0612583 ANT

FIRMA REVISOR:

MODIFICACIONES:

| DESCRIPCIÓN | VERSIÓN | FECHA |
|---|---|---|
| DETALLE DE ESCALERA | 01 | 11/12/2025 |

FECHA: 11/12/2025

ESCALA P: INDICADA

CODIGO:

ARCHIVO: EST-CEDI YOLOMBO

PLANO N°: 403

F113 C90_37-0.75BMT-G350 No Of Plies:1
1 : 62 Kind: Floor Joist



F118 C90_37-0.75BMT-G350 No Of Plies:1
1 : 11 Kind: Floor Joist

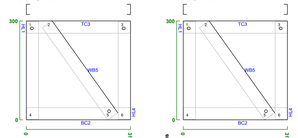

F119 C90_37-0.75BMT-G350 No Of Plies:1
1 : 11 Kind: Floor Joist



F122 C90_37-0.75BMT-G350 No Of Plies:1
1 : 11 Kind: Floor Joist

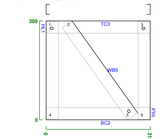

F123 C90_37-0.75BMT-G350 No Of Plies:1
1 : 11 Kind: Floor Joist

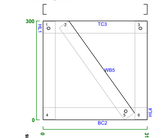

F126 C90_37-0.75BMT-G350 No Of Plies:1
1 : 11 Kind: Floor Joist

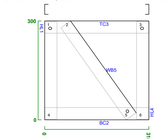

F127 C90_37-0.75BMT-G350 No Of Plies:1
1 : 11 Kind: Floor Joist

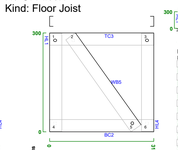

F144 C90_37-0.75BMT-G350 No Of Plies:1
1 : 62 Kind: Floor Joist



F146 C90_37-0.75BMT-G350 No Of Plies:1
1 : 62 Kind: Floor Joist

F149 C90_37-0.75BMT-G350
1 : 11
No Of Plies:1
Kind: Floor Joist

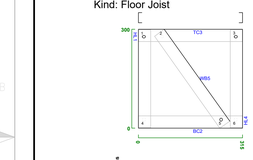

F115 C90_37-0.75BMT-G350
1 : 11
No Of Plies:1
Kind: Floor Joist

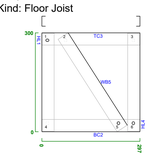

F120 C90_37-0.75BMT-G350
1 : 11 Kind: Floor Joist

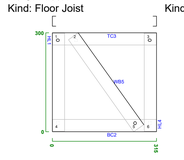

F121 C90_37-0.75BMT-G350
1 : 11 Kind: Floor Joist

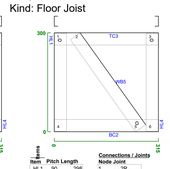

F124 C90_37-0.75BMT-G350
1 : 11 Kind: Floor Joist

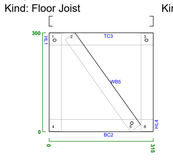

F125 C90_37-0.75BMT-G350
1 : 11 Kind: Floor Joist

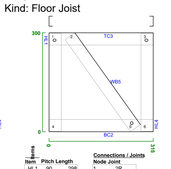

F128 C90_37-0.75BMT-G350
1 : 11 Kind: Floor Joist

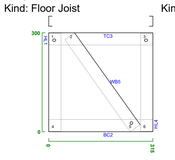

F129 C90_37-0.75BMT-G350
1 : 11 Kind: Floor Joist

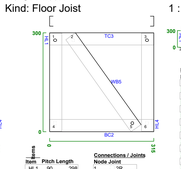

F145 C90_37-0.75BMT-G350 No Of Plies:1
1 : 62 Kind: Floor Joist

F147 C90_37-0.75BMT-G350 No Of Plies:1
1 : 62 Kind: Floor Joist

F130 C90_37-0.75BMT-G350 No Of Plies:1
1 : 62 Kind: Floor Joist

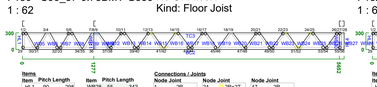

F132 C90_37-0.75BMT-G350 No Of Plies:1
1 : 62 Kind: Floor Joist

F134 C90_37-0.75BMT-G350 No Of Plies:1
1 : 62 Kind: Floor Joist

F136 C90_37-0.75BMT-G350 No Of Plies:1
1 : 62 Kind: Floor Joist

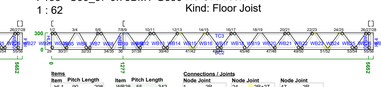

F150 C90_37-0.75BMT-G350 No Of Plies:1
1 : 66 Kind: Floor Joist

F131 C90_37-0.75BMT-G350 No Of Plies:1
1 : 62 Kind: Floor Joist



F133 C90_37-0.75BMT-G350 No Of Plies:1
1 : 62 Kind: Floor Joist

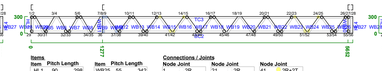

F135 C90_37-0.75BMT-G350 No Of Plies:1
1 : 62 Kind: Floor Joist

F137 C90_37-0.75BMT-G350 No Of Plies:1
1 : 62 Kind: Floor Joist

F151 C90_37-0.95BMT-G350 No Of Plies:1
1 : 66 Kind: Floor Joist

F148 C90_37-0.75BMT-G350 No Of Plies:1
1 : 62 Kind: Floor Joist

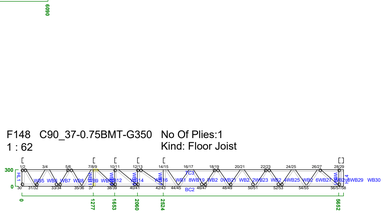

F138 C90_37-0.75BMT-G350 No Of Plies:1
1 : 62 Kind: Floor Joist

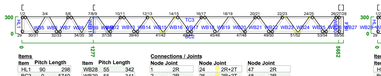

F140 C90_37-0.75BMT-G350 No Of Plies:1
1 : 62 Kind: Floor Joist

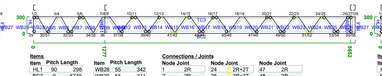

F142 C90_37-0.75BMT-G350 No Of Plies:1
1 : 62 Kind: Floor Joist

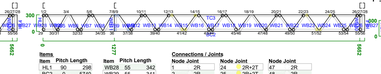

F152 C90_37-0.95BMT-G350 No Of Plies:1
1 : 66 Kind: Floor Joist

F154 C90_37-0.95BMT-G350 No Of Plies:1
1 : 66 Kind: Floor Joist

F156 C90_37-0.95BMT-G350 No Of Plies:1
1 : 66 Kind: Floor Joist

F139 C90_37-0.75BMT-G350 No Of Plies:1
1 : 62 Kind: Floor Joist

F141 C90_37-0.75BMT-G350 No Of Plies:1
1 : 62 Kind: Floor Joist

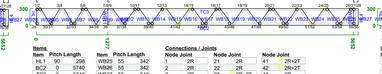

F143 C90_37-0.75BMT-G350 No Of Plies:1
1 : 62 Kind: Floor Joist



F153 C90_37-0.95BMT-G350 No Of Plies:1
1 : 66 Kind: Floor Joist

F155 C90_37-0.95BMT-G350 No Of Plies:1
1 : 66 Kind: Floor Joist

F157 C90_37-0.95BMT-G350 No Of Plies:1
1 : 66 Kind: Floor Joist



ESTUDIOS Y DISEÑOS PARA LA CONSTRUCCIÓN DEL CEDI, CENTRO DE DISTRIBUCIÓN DE MEDICAMENTOS DEL HOSPITAL SAN RAFAEL DE YOLOMBÓ

PROPIETARIO:

ESE Hospital San Rafael Yolombó
Transformando vidas

HOSPITAL SAN RAFAEL
MUNICIPIO DE YOLOMBO

HOSPITAL SAN RAFAEL
MUNICIPIO DE YOLOMBO

CONSULTOR:

CONVERGE CONSTRUCTORES S.A.S

LIENZO ingeniería

OBRA:

**CEDI HOSPITAL YOLOMBO**

CONTIENE:

DESPIECE MUROS
4

DISEÑÓ:

ING. CESAR CORDOBA

DIBUJÓ:

JORDAN RENTERIA GOMEZ

FIRMA:

ING. CESAR CORDOBA
MATRICULA: 011037-0612583 ANT

FIRMA REVISOR:

MODIFICACIONES:

| DESCRIPCIÓN | VERSIÓN | FECHA |
|---|---|---|
| DETALLE DE ESCALERA | 01 | 11/12/2025 |
| | | |
| | | |
| | | |
| | | |

FECHA: 11/12/2025

ESCALA P: INDICADA

CODIGO:

ARCHIVO: EST-CEDI YOLOMBO

PLANO N°: 404

F158 C90_37-0.95BMT-G350 No Of Plies:3
1 : 94 Kind: Floor Joist



| Items | | | | | | | | Connections / Joints | | | | | | | | | |
|---|---|---|---|---|---|---|---|---|---|---|---|---|---|---|---|---|---|
| Item | Pitch | Length | Item | Pitch | Length | | | Node Joint | Node Joint | Node Joint | Node Joint | Node Joint | Node Joint | Node Joint | Node Joint | Node Joint | Node Joint |
| HL1 | 90 | 298 | WB29 | 53 | 349 | | | 1 | 2R | 25 | 2R | 49 | 2R | | | | |
| BC2 | 0 | 8660 | WB30 | 53 | 349 | | | 2 | 2R+2T | 26 | 2R | 50 | 2R | | | | |
| TC3 | 0 | 8660 | WB31 | 53 | 349 | | | 3 | 2R+2T | 27 | 2R | 51 | 2R | | | | |
| HL4 | 90 | 298 | WB32 | 53 | 349 | | | 4 | 2R | 28 | 2R | 52 | 2R | | | | |
| WB5 | 53 | 348 | WB33 | 53 | 349 | | | 5 | 2R | 29 | 2R | 53 | 2R | | | | |
| WB6 | 53 | 348 | WB34 | 53 | 349 | | | 6 | 2R | 30 | 2R | 54 | 2R | | | | |
| WB7 | 53 | 348 | WB35 | 53 | 349 | | | 7 | 2R | 31 | 2R | 55 | 2R | | | | |
| WB8 | 53 | 348 | WB36 | 53 | 348 | | | 8 | 2R | 32 | 2R | 56 | 2R | | | | |
| WB9 | 53 | 349 | WB37 | 53 | 348 | | | 9 | 2R | 33 | 2R | 57 | 2R | | | | |
| WB10 | 53 | 349 | WB38 | 53 | 348 | | | 10 | 2R | 34 | 2R+2T | 58 | 2R | | | | |
| WB11 | 53 | 349 | | | | | | 11 | 2R | 35 | 2R+2T | 59 | 2R | | | | |
| WB12 | 53 | 349 | | | | | | 12 | 2R | 36 | 2R+2T | 60 | 2R | | | | |
| WB13 | 53 | 349 | | | | | | 13 | 2R | 37 | 2R | 61 | 2R | | | | |
| WB14 | 53 | 349 | | | | | | 14 | 2R | 38 | 2R+2T | 62 | 2R | | | | |
| WB15 | 53 | 349 | | | | | | 15 | 2R | 39 | 2R+2T | 63 | 2R | | | | |
| WB16 | 53 | 349 | | | | | | 16 | 2R | 40 | 2R | 64 | 2R | | | | |
| WB17 | 53 | 349 | | | | | | 17 | 2R | 41 | 2R | 65 | 2R | | | | |
| WB18 | 53 | 349 | | | | | | 18 | 2R | 42 | 2R | 66 | 2R | | | | |
| WB19 | 53 | 349 | | | | | | 19 | 2R | 43 | 2R | 67 | 2R | | | | |
| WB20 | 53 | 349 | | | | | | 20 | 2R | 44 | 2R | 68 | 2R | | | | |
| WB21 | 53 | 349 | | | | | | 21 | 2R | 45 | 2R | 69 | 2R | | | | |
| WB22 | 53 | 349 | | | | | | 22 | 2R | 46 | 2R | 70 | 2R+4T | | | | |
| WB23 | 53 | 349 | | | | | | 23 | 2R | 47 | 2R | 71 | 2R+2T | | | | |
| WB24 | 53 | 349 | | | | | | 24 | 2R | 48 | 2R | 72 | 2R | | | | |
| WB25 | 53 | 349 | | | | | | | | | | | | | | | |
| WB26 | 53 | 349 | | | | | | | | | | | | | | | |
| WB27 | 53 | 349 | | | | | | | | | | | | | | | |
| WB28 | 53 | 349 | | | | | | | | | | | | | | | |

F160 C90_37-0.95BMT-G350 No Of Plies:3
1 : 94 Kind: Floor Joist

| Items | | | | | | | | Connections / Joints | | | | | | | | | |
|---|---|---|---|---|---|---|---|---|---|---|---|---|---|---|---|---|---|
| Item | Pitch | Length | Item | Pitch | Length | | | Node Joint | Node Joint | Node Joint | Node Joint | Node Joint | Node Joint | Node Joint | Node Joint | Node Joint | Node Joint |
| HL1 | 90 | 298 | WB25 | 66 | 311 | | | 1 | 2R | 25 | 2R | 49 | 2R | | | | |
| BC2 | 0 | 8664 | WB30 | 66 | 311 | | | 2 | 2R+2T | 26 | 2R | 50 | 2R | | | | |
| TC3 | 0 | 8664 | WB31 | 66 | 311 | | | 3 | 2R+2T | 27 | 2R | 51 | 2R+2T | | | | |
| HL4 | 90 | 298 | WB32 | 66 | 311 | | | 4 | 2R+2T | 28 | 2R | 52 | 2R+2T | | | | |
| WB5 | 66 | 298 | WB33 | 66 | 311 | | | 5 | 2R | 29 | 2R | 53 | 2R | | | | |
| WB6 | 67 | 311 | WB34 | 66 | 311 | | | 6 | 2R | 30 | 2R | 54 | 2R | | | | |
| WB7 | 66 | 311 | WB35 | 66 | 311 | | | 7 | 2R | 31 | 2R | 55 | 2R | | | | |
| WB8 | 66 | 311 | WB36 | 66 | 311 | | | 8 | 2R | 32 | 2R | 56 | 2R+2T | | | | |
| WB9 | 66 | 311 | WB37 | 66 | 311 | | | 9 | 2R | 33 | 2R | 57 | 2R+2T | | | | |
| WB10 | 66 | 311 | WB38 | 66 | 311 | | | 10 | 2R | 34 | 2R | 58 | 2R | | | | |
| WB11 | 66 | 311 | WB39 | 66 | 311 | | | 11 | 2R | 35 | 2R | 59 | 2R | | | | |
| WB12 | 66 | 311 | WB40 | 66 | 311 | | | 12 | 2R | 36 | 2R | 60 | 2R | | | | |
| WB13 | 66 | 311 | WB41 | 66 | 311 | | | 13 | 2R | 37 | 2R | 61 | 2R | | | | |
| WB14 | 66 | 311 | WB42 | 66 | 311 | | | 14 | 2R | 38 | 2R | 62 | 2R | | | | |
| WB15 | 66 | 311 | WB43 | 66 | 311 | | | 15 | 2R | 39 | 2R | 63 | 2R | | | | |
| WB16 | 66 | 311 | WB44 | 66 | 311 | | | 16 | 2R | 40 | 2R | 64 | 2R | | | | |
| WB17 | 66 | 311 | WB45 | 66 | 311 | | | 17 | 2R | 41 | 2R | 65 | 2R | | | | |
| WB18 | 66 | 311 | WB46 | 66 | 311 | | | 18 | 2R | 42 | 2R | 66 | 2R | | | | |
| WB19 | 66 | 311 | WB47 | 66 | 311 | | | 19 | 2R | 43 | 2R | 67 | 2R | | | | |
| WB20 | 66 | 311 | WB48 | 66 | 311 | | | 20 | 2R | 44 | 2R | 68 | 2R | | | | |
| WB21 | 66 | 311 | WB49 | 66 | 311 | | | 21 | 2R | 45 | 2R | 69 | 2R | | | | |
| WB22 | 66 | 311 | WB50 | 66 | 311 | | | 22 | 2R | 46 | 2R | 70 | 2R | | | | |
| WB23 | 66 | 311 | WB51 | 66 | 311 | | | 23 | 2R | 47 | 2R | 71 | 2R | | | | |
| WB24 | 66 | 311 | WB52 | 66 | 311 | | | 24 | 2R | 48 | 2R | 72 | 2R | | | | |
| WB25 | 66 | 311 | WB53 | 66 | 311 | | | | | | | | | | | | |
| WB26 | 66 | 311 | WB54 | 66 | 311 | | | | | | | | | | | | |
| WB27 | 66 | 311 | WB55 | 67 | 311 | | | | | | | | | | | | |

F159 C90_37-0.95BMT-G350 No Of Plies:3
1 : 55 Kind: Floor Joist

| Items | | | | | | | | Connections / Joints | | | | | | | | | |
|---|---|---|---|---|---|---|---|---|---|---|---|---|---|---|---|---|---|
| Item | Pitch | Length | Item | Pitch | Length | | | Node Joint | Node Joint | Node Joint | Node Joint | Node Joint | Node Joint | Node Joint | Node Joint | Node Joint | Node Joint |
| HL1 | 90 | 298 | WB25 | 54 | 343 | | | 1 | 2R | 21 | 2R+4T | 41 | FAIL | | | | |
| BC2 | 0 | 5060 | WB26 | 54 | 343 | | | 2 | 2R | 22 | 2R+4T | 42 | FAIL | | | | |
| TC3 | 0 | 5060 | WB27 | 54 | 343 | | | 3 | 2R | 23 | 2R+4T | 43 | FAIL | | | | |
| HL4 | 90 | 298 | WB28 | 54 | 343 | | | 4 | 2R | 24 | 2R+4T | 44 | 2R+4T | | | | |
| WB5 | 49 | 364 | WB29 | 90 | 298 | | | 5 | 2R | 25 | 2R+4T | 45 | 2R+4T | | | | |
| WB6 | 90 | 298 | | | | | | 6 | 2R | 26 | 2R | 46 | FAIL | | | | |
| WB7 | 90 | 298 | | | | | | 7 | 2R | 27 | 2R | 47 | FAIL | | | | |
| WB8 | 90 | 423 | | | | | | 8 | 2R | 28 | 2R | 48 | FAIL | | | | |
| WB9 | 90 | 298 | | | | | | 9 | 2R | 29 | 2R | 49 | FAIL | | | | |
| WB10 | 90 | 298 | | | | | | 10 | 2R | 30 | 2R | 50 | 2R+2T | | | | |
| WB11 | 56 | 338 | | | | | | 11 | 2R | 31 | 2R | 51 | 2R+2T | | | | |
| WB12 | 94 | 298 | | | | | | 12 | 2R+2T | 32 | 2R | 52 | 2R | | | | |
| WB13 | 40 | 423 | | | | | | 13 | 2R+2T | 33 | 2R | 53 | 2R | | | | |
| WB14 | 90 | 298 | | | | | | 14 | FAIL | 34 | 2R | 54 | 2R | | | | |
| WB15 | 40 | 423 | | | | | | 15 | 2R+2T | 35 | 2R | | | | | | |
| WB16 | 90 | 298 | | | | | | 16 | FAIL | 36 | 2R | | | | | | |
| WB17 | 40 | 423 | | | | | | 17 | 2R+4T | 37 | 2R | | | | | | |
| WB18 | 90 | 298 | | | | | | 18 | 2R+4T | 38 | 2R | | | | | | |
| WB19 | 41 | 418 | | | | | | 19 | FAIL | 39 | 2R | | | | | | |
| WB20 | 90 | 298 | | | | | | 20 | 2R+4T | 40 | 2R+2T | | | | | | |
| WB21 | 54 | 343 | | | | | | | | | | | | | | | |
| WB22 | 54 | 343 | | | | | | | | | | | | | | | |
| WB23 | 54 | 343 | | | | | | | | | | | | | | | |
| WB24 | 54 | 343 | | | | | | | | | | | | | | | |

F161 C90_37-0.95BMT-G350 No Of Plies:4
1 : 94 Kind: Floor Joist



| Items | | | | | | | | Connections / Joints | | | | | | | | | |
|---|---|---|---|---|---|---|---|---|---|---|---|---|---|---|---|---|---|
| Item | Pitch | Length | Item | Pitch | Length | | | Node Joint | Node Joint | Node Joint | Node Joint | Node Joint | Node Joint | Node Joint | Node Joint | Node Joint | Node Joint |
| HL1 | 90 | 298 | WB26 | 62 | 319 | | | 1 | 2R | 22 | 2R | 43 | 2R | 64 | 2R | 85 | 2R |
| BC2 | 0 | 8658 | WB27 | 62 | 320 | | | 2 | 2R+2T | 23 | 2R | 44 | 2R | 65 | 2R | 86 | 2R |
| TC3 | 0 | 8658 | WB28 | 62 | 319 | | | 3 | 2R | 24 | 2R | 45 | 2R | 66 | 2R | 87 | 2R |
| HL4 | 90 | 298 | WB29 | 62 | 320 | | | 4 | 2R | 25 | 2R | 46 | 2R | 67 | 2R | 88 | 2R |
| WB5 | 90 | 298 | WB30 | 62 | 319 | | | 5 | 2R | 26 | 2R | 47 | 2R | 68 | 2R | 89 | 2R |
| WB6 | 90 | 298 | WB31 | 62 | 320 | | | 6 | 2R | 27 | 2R | 48 | 2R | 69 | 2R | 90 | 2R |
| WB7 | 62 | 319 | WB32 | 62 | 319 | | | 7 | 2R | 28 | 2R | 49 | 2R+2T | 70 | 2R | 91 | 2R |
| WB8 | 62 | 320 | WB33 | 62 | 320 | | | 8 | 2R | 29 | 2R | 50 | 2R | 71 | 2R | 92 | 2R |
| WB9 | 62 | 320 | WB34 | 62 | 319 | | | 9 | 2R | 30 | 2R | 51 | 2R | 72 | 2R | 93 | 2R |
| WB10 | 62 | 319 | WB35 | 62 | 320 | | | 10 | 2R | 31 | 2R | 52 | 2R | 73 | 2R | 94 | 2R |
| WB11 | 62 | 320 | WB36 | 62 | 319 | | | 11 | 2R | 32 | 2R | 53 | 2R | 74 | 2R | | |
| WB12 | 62 | 319 | WB37 | 62 | 320 | | | 12 | 2R | 33 | 2R | 54 | 2R | 75 | 2R | | |
| WB13 | 62 | 320 | WB38 | 62 | 319 | | | 13 | 2R | 34 | 2R | 55 | 2R | 76 | 2R | | |
| WB14 | 62 | 319 | WB39 | 62 | 320 | | | 14 | 2R | 35 | 2R | 56 | 2R | 77 | 2R | | |
| WB15 | 62 | 320 | WB40 | 62 | 319 | | | 15 | 2R | 36 | 2R | 57 | 2R | 78 | 2R | | |
| WB16 | 62 | 319 | WB41 | 62 | 320 | | | 16 | 2R | 37 | 2R | 58 | 2R | 79 | 2R | | |
| WB17 | 62 | 320 | WB42 | 62 | 319 | | | 17 | 2R | 38 | 2R | 59 | 2R | 80 | 2R | | |
| WB18 | 62 | 319 | WB43 | 62 | 320 | | | 18 | 2R | 39 | 2R | 60 | 2R | 81 | 2R | | |
| WB19 | 62 | 320 | WB44 | 62 | 319 | | | 19 | 2R | 40 | 2R | 61 | 2R | 82 | 2R | | |
| WB20 | 62 | 319 | WB45 | 62 | 320 | | | 20 | 2R | 41 | 2R | 62 | 2R | 83 | 2R | | |
| WB21 | 62 | 320 | WB46 | 62 | 319 | | | 21 | 2R | 42 | 2R | 63 | 2R | 84 | 2R | | |
| WB22 | 62 | 319 | WB47 | 62 | 320 | | | | | | | | | | | | |
| WB23 | 62 | 320 | WB48 | 62 | 319 | | | | | | | | | | | | |
| WB24 | 62 | 319 | WB49 | 62 | 319 | | | | | | | | | | | | |
| WB25 | 62 | 320 | | | | | | | | | | | | | | | |

F162 C90_37-0.75BMT-G350 No Of Plies:1
1 : 93 Kind: Floor Joist

| Items | | | | | | | | Connections / Joints | | | | | | | | | |
|---|---|---|---|---|---|---|---|---|---|---|---|---|---|---|---|---|---|
| Item | Pitch | Length | Item | Pitch | Length | | | Node Joint | Node Joint | Node Joint | Node Joint | Node Joint | Node Joint | Node Joint | Node Joint | Node Joint | Node Joint |
| HL1 | 90 | 298 | WB26 | 56 | 336 | | | 1 | 2R | 25 | 2R+2T | 49 | 2R | 73 | 2R | | |
| BC2 | 0 | 8170 | WB31 | 56 | 336 | | | 2 | 2R | 26 | 2R | 50 | 2R | 74 | 2R+2T | | |
| TC3 | 0 | 8570 | WB32 | 56 | 336 | | | 3 | 2R | 27 | 2R | 51 | 2R | 75 | 2R+2T | | |
| HL4 | 90 | 298 | WB33 | 56 | 336 | | | 4 | 2R | 28 | 2R | 52 | 2R | 76 | 2R+2T | | |
| WB5 | 90 | 298 | WB34 | 56 | 336 | | | 5 | 2R | 29 | 2R | 53 | 2R | | | | |
| WB6 | 40 | 419 | WB35 | 56 | 336 | | | 6 | 2R | 30 | 2R | 54 | 2R | | | | |
| WB7 | 54 | 346 | WB36 | 56 | 336 | | | 7 | 2R | 31 | 2R | 55 | 2R | | | | |
| WB8 | 54 | 343 | WB37 | 56 | 336 | | | 8 | 2R | 32 | 2R | 56 | 2R | | | | |
| WB9 | 54 | 343 | WB38 | 56 | 336 | | | 9 | 2R | 33 | 2R | 57 | 2R+2T | | | | |
| WB10 | 54 | 343 | WB39 | 56 | 336 | | | 10 | 2R | 34 | 2R | 58 | 2R | | | | |
| WB11 | 54 | 343 | WB40 | 56 | 336 | | | 11 | 2R | 35 | 2R | 59 | 2R | | | | |
| WB12 | 54 | 343 | WB41 | 56 | 336 | | | 12 | 2R | 36 | 2R+2T | 60 | 2R+2T | | | | |
| WB13 | 54 | 343 | WB42 | 56 | 336 | | | 13 | 2R | 37 | 2R | 61 | 2R+2T | | | | |
| WB14 | 54 | 343 | | | | | | 14 | 2R | 38 | 2R+2T | 62 | 2R+2T | | | | |
| WB15 | 54 | 343 | | | | | | 15 | 2R | 39 | 2R | 63 | 2R+2T | | | | |
| WB16 | 54 | 343 | | | | | | 16 | 2R | 40 | 2R | 64 | 2R | | | | |
| WB17 | 54 | 343 | | | | | | 17 | 2R | 41 | 2R | 65 | 2R | | | | |
| WB18 | 54 | 343 | | | | | | 18 | 2R | 42 | 2R | 66 | 2R | | | | |
| WB19 | 54 | 343 | | | | | | 19 | 2R | 43 | 2R | 67 | 2R | | | | |
| WB20 | 51 | 356 | | | | | | 20 | 2R+2T | 44 | 2R | 68 | 2R | | | | |
| WB21 | 90 | 298 | | | | | | 21 | 2R+2T | 45 | 2R | 69 | 2R | | | | |
| WB22 | 54 | 345 | | | | | | 22 | 2R+2T | 46 | 2R | 70 | 2R | | | | |
| WB23 | 53 | 346 | | | | | | 23 | 2R | 47 | 2R | 71 | 2R | | | | |
| WB24 | 53 | 346 | | | | | | 24 | 2R+2T | 48 | 2R | 72 | 2R | | | | |

F164 C90_37-0.75BMT-G350 No Of Plies:1
1 : 37 Kind: Floor Joist

| Items | | | | | | | | Connections / Joints | | | | | | | | | |
|---|---|---|---|---|---|---|---|---|---|---|---|---|---|---|---|---|---|
| Item | Pitch | Length | Item | Pitch | Length | | | Node Joint | Node Joint | Node Joint | Node Joint | Node Joint | Node Joint | Node Joint | Node Joint | Node Joint | Node Joint |
| HL1 | 90 | 298 | | | | | | 1 | 2R | 23 | 2R | | | | | | |
| BC2 | 0 | 3438 | | | | | | 2 | 2R+2T | 24 | 2R | | | | | | |
| TC3 | 0 | 3438 | | | | | | 3 | 2R+2T | 25 | 2R | | | | | | |
| HL4 | 90 | 298 | | | | | | 4 | 2R+2T | 26 | 2R | | | | | | |
| WB5 | 90 | 298 | | | | | | 5 | 2R | 27 | 2R | | | | | | |
| WB6 | 56 | 337 | | | | | | 6 | 2R | 28 | 2R | | | | | | |
| WB7 | 56 | 337 | | | | | | 7 | 2R | 29 | 2R | | | | | | |
| WB8 | 56 | 337 | | | | | | 8 | 2R | 30 | 2R | | | | | | |
| WB9 | 56 | 338 | | | | | | 9 | 2R | 31 | 2R | | | | | | |
| WB10 | 56 | 337 | | | | | | 10 | 2R | 32 | 2R | | | | | | |
| WB11 | 56 | 338 | | | | | | 11 | 2R | 33 | 2R+2T | | | | | | |
| WB12 | 56 | 337 | | | | | | 12 | 2R | 34 | 2R+2T | | | | | | |
| WB13 | 56 | 338 | | | | | | 13 | 2R | 35 | 2R+2T | | | | | | |
| WB14 | 56 | 337 | | | | | | 14 | 2R | 36 | 2R | | | | | | |
| WB15 | 56 | 338 | | | | | | 15 | 2R+2T | | | | | | | | |
| WB16 | 56 | 337 | | | | | | 16 | 2R+2T | | | | | | | | |
| WB17 | 56 | 338 | | | | | | 17 | 2R+2T | | | | | | | | |
| WB18 | 56 | 337 | | | | | | 18 | 2R | | | | | | | | |
| WB19 | 56 | 337 | | | | | | 19 | 2R | | | | | | | | |
| WB20 | 90 | 298 | | | | | | 20 | 2R+2T | | | | | | | | |
| | | | | | | | | 21 | 2R+2T | | | | | | | | |
| | | | | | | | | 22 | 2R+2T | | | | | | | | |

F168 C90_37-0.75BMT-G350 No Of Plies:1
1 : 37 Kind: Floor Joist

| Items | | | | | | | | Connections / Joints | | | | | | | | | |
|---|---|---|---|---|---|---|---|---|---|---|---|---|---|---|---|---|---|
| Item | Pitch | Length | Item | Pitch | Length | | | Node Joint | Node Joint | Node Joint | Node Joint | Node Joint | Node Joint | Node Joint | Node Joint | Node Joint | Node Joint |
| HL1 | 90 | 298 | | | | | | 1 | 2R | 23 | 2R | | | | | | |
| BC2 | 0 | 3438 | | | | | | 2 | 2R+2T | 24 | 2R | | | | | | |
| TC3 | 0 | 3438 | | | | | | 3 | 2R+2T | 25 | 2R | | | | | | |
| HL4 | 90 | 298 | | | | | | 4 | 2R+2T | 26 | 2R | | | | | | |
| WB5 | 90 | 298 | | | | | | 5 | 2R | 27 | 2R | | | | | | |
| WB6 | 56 | 337 | | | | | | 6 | 2R | 28 | 2R | | | | | | |
| WB7 | 56 | 337 | | | | | | 7 | 2R | 29 | 2R | | | | | | |
| WB8 | 56 | 337 | | | | | | 8 | 2R | 30 | 2R | | | | | | |
| WB9 | 56 | 338 | | | | | | 9 | 2R | 31 | 2R | | | | | | |
| WB10 | 56 | 337 | | | | | | 10 | 2R | 32 | 2R | | | | | | |
| WB11 | 56 | 338 | | | | | | 11 | 2R | 33 | 2R+2T | | | | | | |
| WB12 | 56 | 337 | | | | | | 12 | 2R | 34 | 2R+2T | | | | | | |
| WB13 | 56 | 338 | | | | | | 13 | 2R | 35 | 2R+2T | | | | | | |
| WB14 | 56 | 337 | | | | | | 14 | 2R | 36 | 2R | | | | | | |
| WB15 | 56 | 338 | | | | | | 15 | 2R+2T | | | | | | | | |
| WB16 | 56 | 337 | | | | | | 16 | 2R+2T | | | | | | | | |
| WB17 | 56 | 338 | | | | | | 17 | 2R+2T | | | | | | | | |
| WB18 | 56 | 337 | | | | | | 18 | 2R | | | | | | | | |
| WB19 | 56 | 337 | | | | | | 19 | 2R | | | | | | | | |
| WB20 | 90 | 298 | | | | | | 20 | 2R+2T | | | | | | | | |
| | | | | | | | | 21 | 2R+2T | | | | | | | | |
| | | | | | | | | 22 | 2R+2T | | | | | | | | |

F172 C90_37-0.75BMT-G350 No Of Plies:1
1 : 37 Kind: Floor Joist

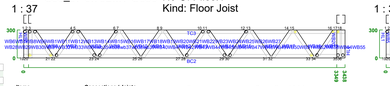

| Items | | | | | | | | Connections / Joints | | | | | | | | | |
|---|---|---|---|---|---|---|---|---|---|---|---|---|---|---|---|---|---|
| Item | Pitch | Length | Item | Pitch | Length | | | Node Joint | Node Joint | Node Joint | Node Joint | Node Joint | Node Joint | Node Joint | Node Joint | Node Joint | Node Joint |
| HL1 | 90 | 298 | | | | | | 1 | 2R | 23 | 2R | | | | | | |
| BC2 | 0 | 3438 | | | | | | 2 | 2R+2T | 24 | 2R | | | | | | |
| TC3 | 0 | 3438 | | | | | | 3 | 2R+2T | 25 | 2R | | | | | | |
| HL4 | 90 | 298 | | | | | | 4 | 2R+2T | 26 | 2R | | | | | | |
| WB5 | 90 | 298 | | | | | | 5 | 2R | 27 | 2R | | | | | | |
| WB6 | 56 | 337 | | | | | | 6 | 2R | 28 | 2R | | | | | | |
| WB7 | 56 | 337 | | | | | | 7 | 2R | 29 | 2R | | | | | | |
| WB8 | 56 | 337 | | | | | | 8 | 2R | 30 | 2R | | | | | | |
| WB9 | 56 | 338 | | | | | | 9 | 2R | 31 | 2R | | | | | | |
| WB10 | 56 | 337 | | | | | | 10 | 2R | 32 | 2R | | | | | | |
| WB11 | 56 | 338 | | | | | | 11 | 2R | 33 | 2R+2T | | | | | | |
| WB12 | 56 | 337 | | | | | | 12 | 2R | 34 | 2R+2T | | | | | | |
| WB13 | 56 | 338 | | | | | | 13 | 2R | 35 | 2R+2T | | | | | | |
| WB14 | 56 | 337 | | | | | | 14 | 2R | 36 | 2R | | | | | | |
| WB15 | 56 | 338 | | | | | | 15 | 2R+2T | | | | | | | | |
| WB16 | 56 | 337 | | | | | | 16 | 2R+2T | | | | | | | | |
| WB17 | 56 | 338 | | | | | | 17 | 2R+2T | | | | | | | | |
| WB18 | 56 | 337 | | | | | | 18 | 2R | | | | | | | | |
| WB19 | 56 | 337 | | | | | | 19 | 2R | | | | | | | | |
| WB20 | 90 | 298 | | | | | | 20 | 2R+2T | | | | | | | | |
| | | | | | | | | 21 | 2R+2T | | | | | | | | |
| | | | | | | | | 22 | 2R+2T | | | | | | | | |

F174 C90_37-0.75BMT-G350 No Of Plies:1
1 : 37 Kind: Floor Joist

| Items | | | | | | | | Connections / Joints | | | | | | | | | |
|---|---|---|---|---|---|---|---|---|---|---|---|---|---|---|---|---|---|
| Item | Pitch | Length | Item | Pitch | Length | | | Node Joint | Node Joint | Node Joint | Node Joint | Node Joint | Node Joint | Node Joint | Node Joint | Node Joint | Node Joint |
| HL1 | 90 | 298 | | | | | | 1 | 2R | 23 | 2R | | | | | | |
| BC2 | 0 | 3438 | | | | | | 2 | 2R+2T | 24 | 2R | | | | | | |
| TC3 | 0 | 3438 | | | | | | 3 | 2R+2T | 25 | 2R | | | | | | |
| HL4 | 90 | 298 | | | | | | 4 | 2R+2T | 26 | 2R | | | | | | |
| WB5 | 90 | 298 | | | | | | 5 | 2R | 27 | 2R | | | | | | |
| WB6 | 56 | 337 | | | | | | 6 | 2R | 28 | 2R | | | | | | |
| WB7 | 56 | 337 | | | | | | 7 | 2R | 29 | 2R | | | | | | |
| WB8 | 56 | 337 | | | | | | 8 | 2R | 30 | 2R | | | | | | |
| WB9 | 56 | 338 | | | | | | 9 | 2R | 31 | 2R | | | | | | |
| WB10 | 56 | 337 | | | | | | 10 | 2R | 32 | 2R | | | | | | |
| WB11 | 56 | 338 | | | | | | 11 | 2R | 33 | 2R+2T | | | | | | |
| WB12 | 56 | 337 | | | | | | 12 | 2R | 34 | 2R+2T | | | | | | |
| WB13 | 56 | 338 | | | | | | 13 | 2R | 35 | 2R+2T | | | | | | |
| WB14 | 56 | 337 | | | | | | 14 | 2R | 36 | 2R | | | | | | |
| WB15 | 56 | 338 | | | | | | 15 | 2R+2T | | | | | | | | |
| WB16 | 56 | 337 | | | | | | 16 | 2R+2T | | | | | | | | |
| WB17 | 56 | 338 | | | | | | 17 | 2R+2T | | | | | | | | |
| WB18 | 56 | 337 | | | | | | 18 | 2R | | | | | | | | |
| WB19 | 56 | 337 | | | | | | 19 | 2R | | | | | | | | |
| WB20 | 90 | 298 | | | | | | 20 | 2R+2T | | | | | | | | |
| | | | | | | | | 21 | 2R+2T | | | | | | | | |
| | | | | | | | | 22 | 2R+2T | | | | | | | | |

F163 C90_37-0.75BMT-G350 No Of Plies:1
1 : 37 Kind: Floor Joist

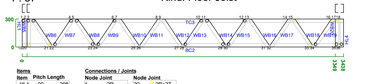

| Items | | | | | | | | Connections / Joints | | | | | | | | | |
|---|---|---|---|---|---|---|---|---|---|---|---|---|---|---|---|---|---|
| Item | Pitch | Length | Item | Pitch | Length | | | Node Joint | Node Joint | Node Joint | Node Joint | Node Joint | Node Joint | Node Joint | Node Joint | Node Joint | Node Joint |
| HL1 | 90 | 298 | | | | | | 1 | 2R | 20 | 2R+2T | | | | | | |
| BC2 | 0 | 3438 | | | | | | 2 | 2R+2T | 21 | 2R+2T | | | | | | |
| TC3 | 0 | 3438 | | | | | | 3 | 2R+2T | 22 | 2R+2T | | | | | | |
| HL4 | 90 | 298 | | | | | | 4 | 2R+2T | 23 | 2R | | | | | | |
| WB6 | 56 | 337 | | | | | | 5 | 2R | 24 | 2R | | | | | | |
| WB7 | 56 | 337 | | | | | | 6 | 2R | 25 | 2R | | | | | | |
| WB8 | 56 | 337 | | | | | | 7 | 2R | 26 | 2R | | | | | | |
| WB9 | 56 | 338 | | | | | | 8 | 2R | 27 | 2R | | | | | | |
| WB10 | 56 | 337 | | | | | | 9 | 2R | 28 | 2R | | | | | | |
| WB11 | 56 | 338 | | | | | | 10 | 2R | 29 | 2R | | | | | | |
| WB12 | 56 | 337 | | | | | | 11 | 2R | 30 | 2R | | | | | | |
| WB13 | 56 | 338 | | | | | | 12 | 2R | 31 | 2R | | | | | | |
| WB14 | 56 | 337 | | | | | | 13 | 2R | 32 | 2R | | | | | | |
| WB15 | 56 | 338 | | | | | | 14 | 2R+2T | 33 | 2R | | | | | | |
| WB16 | 56 | 337 | | | | | | 15 | 2R+2T | 34 | 2R+2T | | | | | | |
| WB17 | 56 | 338 | | | | | | 16 | 2R+2T | 35 | 2R+2T | | | | | | |
| WB18 | 56 | 337 | | | | | | 17 | 2R+2T | 36 | 2R | | | | | | |
| WB19 | 56 | 337 | | | | | | 18 | 2R | | | | | | | | |
| WB20 | 90 | 298 | | | | | | 19 | 2R | | | | | | | | |

F188 C90_37-0.95BMT-G350 No Of Plies:1
1 : 66 Kind: Floor Joist

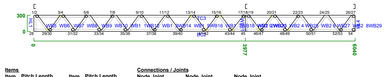

| Items | | | | | | | | Connections / Joints | | | | | | | | | |
|---|---|---|---|---|---|---|---|---|---|---|---|---|---|---|---|---|---|
| Item | Pitch | Length | Item | Pitch | Length | | | Node Joint | Node Joint | Node Joint | Node Joint | Node Joint | Node Joint | Node Joint | Node Joint | Node Joint | Node Joint |
| HL1 | 90 | 298 | WB28 | 53 | 346 | | | 1 | 2R | 24 | 2R | 47 | 2R+2T | | | | |
| BC2 | 0 | 6040 | WB29 | 54 | 345 | | | 2 | 2R+2T | 25 | 2R | 48 | 2R+2T | | | | |
| TC3 | 0 | 6040 | | | | | | 3 | 2R+2T | 26 | 2R | 49 | 2R+2T | | | | |
| HL4 | 90 | 298 | | | | | | 4 | 2R | 27 | 2R | 50 | 2R | | | | |
| WB5 | 90 | 298 | | | | | | 5 | 2R | 28 | 2R | 51 | 2R | | | | |
| WB6 | 54 | 344 | | | | | | 6 | 2R | 29 | 2R+2T | 52 | 2R | | | | |
| WB7 | 54 | 345 | | | | | | 7 | 2R | 30 | 2R+2T | 53 | 2R | | | | |
| WB8 | 54 | 345 | | | | | | 8 | 2R | 31 | 2R | 54 | 2R | | | | |
| WB9 | 54 | 345 | | | | | | 9 | 2R | 32 | 2R | | | | | | |
| WB10 | 54 | 345 | | | | | | 10 | 2R | 33 | 2R | | | | | | |
| WB11 | 54 | 345 | | | | | | 11 | 2R | 34 | 2R | | | | | | |
| WB12 | 54 | 345 | | | | | | 12 | 2R | 35 | 2R | | | | | | |
| WB13 | 54 | 345 | | | | | | 13 | 2R+2T | 36 | 2R | | | | | | |
| WB14 | 54 | 345 | | | | | | 14 | 2R+2T | 37 | 2R | | | | | | |
| WB15 | 54 | 345 | | | | | | 15 | 2R+2T | 38 | 2R | | | | | | |
| WB16 | 54 | 345 | | | | | | 16 | 2R+2T | 39 | 2R | | | | | | |
| WB17 | 54 | 345 | | | | | | 17 | 2R+2T | 40 | 2R+2T | | | | | | |
| WB18 | 54 | 345 | | | | | | 18 | 2R+4T | 41 | 2R+2T | | | | | | |
| WB19 | 54 | 345 | | | | | | 19 | 2R+2T | 42 | 2R+2T | | | | | | |
| WB20 | 51 | 356 | | | | | | 20 | 2R+2T | 43 | 2R+2T | | | | | | |
| WB21 | 90 | 298 | | | | | | 21 | 2R+2T | 44 | 2R+2T | | | | | | |
| WB22 | 54 | 345 | | | | | | 22 | 2R+2T | 45 | 2R+4T | | | | | | |
| WB23 | 53 | 346 | | | | | | 23 | 2R | 46 | 2R+2T | | | | | | |
| WB24 | 53 | 346 | | | | | | | | | | | | | | | |
| WB25 | 53 | 346 | | | | | | | | | | | | | | | |
| WB26 | 53 | 346 | | | | | | | | | | | | | | | |
| WB27 | 53 | 346 | | | | | | | | | | | | | | | |

F173 C90_37-0.75BMT-G350 No Of Plies:1
1 : 37 Kind: Floor Joist

| Items | | | | | | | | Connections / Joints | | | | | | | | | |
|---|---|---|---|---|---|---|---|---|---|---|---|---|---|---|---|---|---|
| Item | Pitch | Length | Item | Pitch | Length | | | Node Joint | Node Joint | Node Joint | Node Joint | Node Joint | Node Joint | Node Joint | Node Joint | Node Joint | Node Joint |
| HL1 | 90 | 298 | | | | | | 1 | 2R | 23 | 2R | | | | | | |
| BC2 | 0 | 3438 | | | | | | 2 | 2R+2T | 24 | 2R | | | | | | |
| TC3 | 0 | 3438 | | | | | | 3 | 2R+2T | 25 | 2R | | | | | | |
| HL4 | 90 | 298 | | | | | | 4 | 2R+2T | 26 | 2R | | | | | | |
| WB5 | 90 | 298 | | | | | | 5 | 2R | 27 | 2R | | | | | | |
| WB6 | 56 | 337 | | | | | | 6 | 2R | 28 | 2R | | | | | | |
| WB7 | 56 | 337 | | | | | | 7 | 2R | 29 | 2R | | | | | | |
| WB8 | 56 | 337 | | | | | | 8 | 2R | 30 | 2R | | | | | | |
| WB9 | 56 | 338 | | | | | | 9 | 2R | 31 | 2R | | | | | | |
| WB10 | 56 | 337 | | | | | | 10 | 2R | 32 | 2R | | | | | | |
| WB11 | 56 | 338 | | | | | | 11 | 2R | 33 | 2R+2T | | | | | | |
| WB12 | 56 | 337 | | | | | | 12 | 2R | 34 | 2R+2T | | | | | | |
| WB13 | 56 | 338 | | | | | | 13 | 2R | 35 | 2R+2T | | | | | | |
| WB14 | 56 | 337 | | | | | | 14 | 2R | 36 | 2R | | | | | | |
| WB15 | 56 | 338 | | | | | | 15 |

F191 C90_37-0.95BMT-G350 No Of Plies:1
1 : 66 Kind: Floor Joist

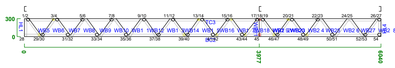

| Items | | | | | | Connections / Joints | | | |
|---|---|---|---|---|---|---|---|---|---|
| Item | Pitch | Length | Item | Pitch | Length | Node Joint | Node Joint | Node Joint | Node Joint |
| HL1 | 90 | 298 | WB25 | 53 | 346 | 1 2R | 21 2R+2T | 41 2R+2T | |
| BC2 | 0 | 6040 | WB26 | 53 | 346 | 2 2R+2T | 22 2R+2T | 42 2R+2T | |
| TC3 | 0 | 6040 | WB27 | 53 | 346 | 3 2R+2T | 23 2R | 43 2R+2T | |
| HL4 | 90 | 298 | WB28 | 53 | 346 | 4 2R | 24 2R | 44 2R+2T | |
| WB5 | 54 | 344 | WB29 | 54 | 345 | 5 2R | 25 2R | 45 FAIL | |
| WB6 | 54 | 345 | | | | 6 2R | 26 2R | 46 2R+2T | |
| WB7 | 54 | 345 | | | | 7 2R | 27 2R | 47 2R+2T | |
| WB8 | 54 | 345 | | | | 8 2R | 28 2R | 48 2R+2T | |
| WB9 | 54 | 345 | | | | 9 2R | 29 2R+2T | 49 2R+2T | |
| WB10 | 54 | 345 | | | | 10 2R | 30 2R+2T | 50 2R | |
| WB11 | 54 | 345 | | | | 11 2R | 31 2R | 51 2R | |
| WB12 | 54 | 345 | | | | 12 2R+2T | 32 2R | 52 2R | |
| WB13 | 54 | 345 | | | | 13 2R+2T | 33 2R | 53 2R | |
| WB14 | 54 | 345 | | | | 14 2R+2T | 34 2R | 54 2R | |
| WB15 | 54 | 345 | | | | 15 2R+2T | 35 2R | | |
| WB16 | 54 | 345 | | | | 16 2R+2T | 36 2R | | |
| WB17 | 54 | 345 | | | | 17 2R+2T | 37 2R | | |
| WB18 | 54 | 345 | | | | 18 FAIL | 38 2R | | |
| WB19 | 54 | 345 | | | | 19 2R+2T | 39 2R | | |
| WB20 | 51 | 356 | | | | 20 2R+2T | 40 2R+2T | | |
| WB21 | 90 | 298 | | | | | | | |
| WB22 | 54 | 345 | | | | | | | |
| WB23 | 53 | 346 | | | | | | | |
| WB24 | 53 | 346 | | | | | | | |

F196 C90_37-0.95BMT-G350 No Of Plies:1
1 : 66 Kind: Floor Joist

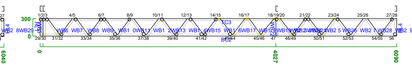

| Items | | | | | | Connections / Joints | | | |
|---|---|---|---|---|---|---|---|---|---|
| Item | Pitch | Length | Item | Pitch | Length | Node Joint | Node Joint | Node Joint | Node Joint |
| HL1 | 90 | 298 | WB28 | 53 | 346 | 1 2R | 24 2R | 47 2R+4T | |
| BC2 | 0 | 6090 | WB29 | 53 | 346 | 2 2R+2T | 25 2R | 48 2R+2T | |
| TC3 | 0 | 6090 | WB30 | 54 | 345 | 3 2R+2T | 26 2R | 49 2R+4T | |
| HL4 | 90 | 298 | | | | 4 2R | 27 2R | 50 2R+2T | |
| WB5 | 90 | 298 | | | | 5 2R | 28 2R | 51 2R+2T | |
| WB6 | 54 | 344 | | | | 6 2R | 29 2R | 52 2R+2T | |
| WB7 | 54 | 345 | | | | 7 2R | 30 2R+2T | 53 2R+2T | |
| WB8 | 54 | 345 | | | | 8 2R | 31 2R+2T | 54 2R | |
| WB9 | 54 | 345 | | | | 9 2R | 32 2R | 55 2R | |
| WB10 | 54 | 345 | | | | 10 2R | 33 2R | 56 2R | |
| WB11 | 54 | 345 | | | | 11 2R | 34 2R | | |
| WB12 | 54 | 345 | | | | 12 2R | 35 2R | | |
| WB13 | 54 | 345 | | | | 13 2R | 36 2R | | |
| WB14 | 54 | 345 | | | | 14 2R+2T | 37 2R | | |
| WB15 | 54 | 345 | | | | 15 2R+2T | 38 2R | | |
| WB16 | 54 | 345 | | | | 16 2R+2T | 39 2R | | |
| WB17 | 54 | 345 | | | | 17 2R+2T | 40 2R | | |
| WB18 | 54 | 345 | | | | 18 2R+2T | 41 2R | | |
| WB19 | 54 | 345 | | | | 19 2R+2T | 42 2R | | |
| WB20 | 54 | 345 | | | | 20 2R+2T | 43 2R+2T | | |
| WB21 | 51 | 356 | | | | 21 2R+2T | 44 2R+2T | | |
| WB22 | 90 | 298 | | | | 22 2R+2T | 45 2R+2T | | |
| WB23 | 54 | 345 | | | | 23 2R+2T | 46 2R+2T | | |
| WB24 | 53 | 346 | | | | | | | |
| WB25 | 53 | 346 | | | | | | | |
| WB26 | 53 | 346 | | | | | | | |
| WB27 | 53 | 346 | | | | | | | |

F195 C90_37-0.95BMT-G350 No Of Plies:1
1 : 66 Kind: Floor Joist

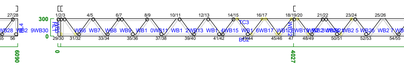

| Items | | | | | | Connections / Joints | | | |
|---|---|---|---|---|---|---|---|---|---|
| Item | Pitch | Length | Item | Pitch | Length | Node Joint | Node Joint | Node Joint | Node Joint |
| HL1 | 90 | 298 | WB25 | 53 | 346 | 1 2R | 21 2R+2T | 41 2R | |
| BC2 | 0 | 6090 | WB26 | 53 | 346 | 2 2R+2T | 22 2R+2T | 42 2R | |
| TC3 | 0 | 6090 | WB27 | 53 | 346 | 3 2R+2T | 23 2R+2T | 43 2R | |
| HL4 | 90 | 298 | WB28 | 53 | 346 | 4 2R | 24 2R | 44 2R+2T | |
| WB5 | 90 | 298 | WB29 | 53 | 346 | 5 2R | 25 2R | 45 2R+2T | |
| WB6 | 54 | 344 | WB30 | 54 | 345 | 6 2R | 26 2R | 46 2R+2T | |
| WB7 | 54 | 345 | | | | 7 2R | 27 2R | 47 2R+2T | |
| WB8 | 54 | 345 | | | | 8 2R | 28 2R | 48 2R+2T | |
| WB9 | 54 | 345 | | | | 9 2R | 29 2R | 49 2R+2T | |
| WB10 | 54 | 345 | | | | 10 2R | 30 2R | 50 2R+2T | |
| WB11 | 54 | 345 | | | | 11 2R | 31 2R | 51 2R+2T | |
| WB12 | 54 | 345 | | | | 12 2R | 32 2R | 52 2R+2T | |
| WB13 | 54 | 345 | | | | 13 2R | 33 2R | 53 2R+2T | |
| WB14 | 54 | 345 | | | | 14 2R+2T | 34 2R | 54 2R+2T | |
| WB15 | 54 | 345 | | | | 15 2R+2T | 35 2R | 55 2R+2T | |
| WB16 | 54 | 345 | | | | 16 2R+2T | 36 2R | 56 2R+2T | |
| WB17 | 54 | 345 | | | | 17 2R+2T | 37 2R | | |
| WB18 | 54 | 345 | | | | 18 2R+2T | 38 2R | | |
| WB19 | 54 | 345 | | | | 19 2R+4T | 39 2R | | |
| WB20 | 54 | 345 | | | | 20 2R+4T | 40 2R | | |
| WB21 | 51 | 356 | | | | | | | |
| WB22 | 90 | 298 | | | | | | | |
| WB23 | 54 | 345 | | | | | | | |
| WB24 | 53 | 346 | | | | | | | |

F193 C90_37-0.75BMT-G350 No Of Plies:1
1 : 66 Kind: Floor Joist

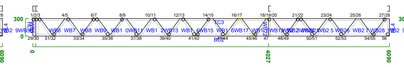

| Items | | | | | | Connections / Joints | | | |
|---|---|---|---|---|---|---|---|---|---|
| Item | Pitch | Length | Item | Pitch | Length | Node Joint | Node Joint | Node Joint | Node Joint |
| HL1 | 90 | 298 | WB25 | 53 | 346 | 1 2R | 21 2R+2T | 41 2R | |
| BC2 | 0 | 6090 | WB26 | 53 | 346 | 2 2R+2T | 22 2R+2T | 42 2R | |
| TC3 | 0 | 6090 | WB27 | 53 | 346 | 3 2R+2T | 23 2R+2T | 43 2R | |
| HL4 | 90 | 298 | WB28 | 53 | 346 | 4 2R | 24 2R | 44 2R+2T | |
| WB5 | 90 | 298 | WB29 | 53 | 346 | 5 2R | 25 2R | 45 2R+2T | |
| WB6 | 54 | 344 | WB30 | 54 | 345 | 6 2R | 26 2R | 46 2R+2T | |
| WB7 | 54 | 345 | | | | 7 2R | 27 2R | 47 2R+2T | |
| WB8 | 54 | 345 | | | | 8 2R | 28 2R | 48 2R+2T | |
| WB9 | 54 | 345 | | | | 9 2R | 29 2R | 49 2R+2T | |
| WB10 | 54 | 345 | | | | 10 2R | 30 2R | 50 2R+2T | |
| WB11 | 54 | 345 | | | | 11 2R | 31 2R | 51 2R+2T | |
| WB12 | 54 | 345 | | | | 12 2R | 32 2R | 52 2R+2T | |
| WB13 | 54 | 345 | | | | 13 2R | 33 2R | 53 2R+2T | |
| WB14 | 54 | 345 | | | | 14 2R+2T | 34 2R | 54 2R+2T | |
| WB15 | 54 | 345 | | | | 15 2R+2T | 35 2R | 55 2R+2T | |
| WB16 | 54 | 345 | | | | 16 2R+2T | 36 2R | 56 2R+2T | |
| WB17 | 54 | 345 | | | | 17 2R+2T | 37 2R | | |
| WB18 | 54 | 345 | | | | 18 2R+2T | 38 2R | | |
| WB19 | 54 | 345 | | | | 19 2R+2T | 39 2R | | |
| WB20 | 54 | 345 | | | | 20 2R+4T | 40 2R | | |
| WB21 | 51 | 356 | | | | | | | |
| WB22 | 90 | 298 | | | | | | | |
| WB23 | 54 | 345 | | | | | | | |
| WB24 | 53 | 346 | | | | | | | |

F197 C90_37-0.95BMT-G350 No Of Plies:1
1 : 66 Kind: Floor Joist

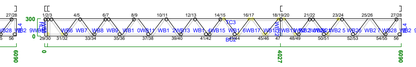

| Items | | | | | | Connections / Joints | | | |
|---|---|---|---|---|---|---|---|---|---|
| Item | Pitch | Length | Item | Pitch | Length | Node Joint | Node Joint | Node Joint | Node Joint |
| HL1 | 90 | 298 | WB25 | 53 | 346 | 1 2R | 21 2R+2T | 41 2R | |
| BC2 | 0 | 6090 | WB26 | 53 | 346 | 2 2R+2T | 22 2R+2T | 42 2R | |
| TC3 | 0 | 6090 | WB27 | 53 | 346 | 3 2R+2T | 23 2R+2T | 43 2R | |
| HL4 | 90 | 298 | WB28 | 53 | 346 | 4 2R | 24 2R | 44 2R+2T | |
| WB5 | 90 | 298 | WB29 | 53 | 346 | 5 2R | 25 2R | 45 2R+2T | |
| WB6 | 54 | 344 | WB30 | 54 | 345 | 6 2R | 26 2R | 46 2R+2T | |
| WB7 | 54 | 345 | | | | 7 2R | 27 2R | 47 2R+4T | |
| WB8 | 54 | 345 | | | | 8 2R | 28 2R | 48 2R+2T | |
| WB9 | 54 | 345 | | | | 9 2R | 29 2R | 49 2R+2T | |
| WB10 | 54 | 345 | | | | 10 2R | 30 2R+2T | 50 2R+2T | |
| WB11 | 54 | 345 | | | | 11 2R | 31 2R | 51 2R+2T | |
| WB12 | 54 | 345 | | | | 12 2R | 32 2R | 52 2R+2T | |
| WB13 | 54 | 345 | | | | 13 2R | 33 2R | 53 2R+2T | |
| WB14 | 54 | 345 | | | | 14 2R+2T | 34 2R | 54 2R+2T | |
| WB15 | 54 | 345 | | | | 15 2R+2T | 35 2R | 55 2R+2T | |
| WB16 | 54 | 345 | | | | 16 2R+2T | 36 2R | 56 2R+2T | |
| WB17 | 54 | 345 | | | | 17 2R+2T | 37 2R | | |
| WB18 | 54 | 345 | | | | 18 2R+2T | 38 2R | | |
| WB19 | 54 | 345 | | | | 19 2R+2T | 39 2R | | |
| WB20 | 54 | 345 | | | | 20 2R+2T | 40 2R | | |
| WB21 | 51 | 356 | | | | | | | |
| WB22 | 90 | 298 | | | | | | | |
| WB23 | 54 | 345 | | | | | | | |
| WB24 | 53 | 346 | | | | | | | |

F198 C90_37-0.95BMT-G350 No Of Plies:1
1 : 66 Kind: Floor Joist

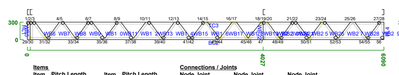

| Items | | | | | | Connections / Joints | | | |
|---|---|---|---|---|---|---|---|---|---|
| Item | Pitch | Length | Item | Pitch | Length | Node Joint | Node Joint | Node Joint | Node Joint |
| HL1 | 90 | 298 | WB28 | 53 | 346 | 1 2R | 24 2R | 47 2R+4T | |
| BC2 | 0 | 6090 | WB29 | 53 | 346 | 2 2R+2T | 25 2R | 48 2R+2T | |
| TC3 | 0 | 6090 | WB30 | 54 | 345 | 3 2R+2T | 26 2R | 49 2R+4T | |
| HL4 | 90 | 298 | | | | 4 2R | 27 2R | 50 2R+2T | |
| WB5 | 90 | 298 | | | | 5 2R | 28 2R | 51 2R+2T | |
| WB6 | 54 | 344 | | | | 6 2R | 29 2R | 52 2R+2T | |
| WB7 | 54 | 345 | | | | 7 2R | 30 2R | 53 2R+2T | |
| WB8 | 54 | 345 | | | | 8 2R | 31 2R | 54 2R | |
| WB9 | 54 | 345 | | | | 9 2R | 32 2R | 55 2R | |
| WB10 | 54 | 345 | | | | 10 2R | 33 2R | 56 2R | |
| WB11 | 54 | 345 | | | | 11 2R | 34 2R | 57 2R | |
| WB12 | 54 | 345 | | | | 12 2R | 35 2R | 58 2R | |
| WB13 | 54 | 345 | | | | 13 2R | 36 2R | | |
| WB14 | 90 | 298 | | | | 14 2R | 37 2R | | |
| WB15 | 56 | 337 | | | | 15 2R+2T | 38 2R | | |
| WB16 | 56 | 337 | | | | 16 2R+2T | 39 2R | | |
| WB17 | 56 | 337 | | | | 17 2R+2T | 40 2R | | |
| WB18 | 56 | 337 | | | | 18 FAIL | 41 2R | | |
| WB19 | 56 | 337 | | | | 19 FAIL | 42 2R | | |
| WB20 | 56 | 337 | | | | 20 FAIL | 43 2R | | |
| WB21 | 56 | 337 | | | | 21 2R+4T | 44 2R+2T | | |
| WB22 | 56 | 337 | | | | 22 2R+4T | 45 2R+2T | | |
| WB23 | 90 | 298 | | | | 23 2R+4T | 46 2R+4T | | |
| WB24 | 54 | 345 | | | | | | | |
| WB25 | 53 | 346 | | | | | | | |
| WB26 | 53 | 346 | | | | | | | |
| WB27 | 53 | 346 | | | | | | | |

F200 C90_37-0.95BMT-G350 No Of Plies:1
1 : 66 Kind: Floor Joist

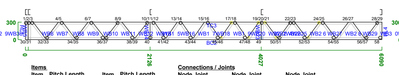

| Items | | | | | | Connections / Joints | | | |
|---|---|---|---|---|---|---|---|---|---|
| Item | Pitch | Length | Item | Pitch | Length | Node Joint | Node Joint | Node Joint | Node Joint |
| HL1 | 90 | 298 | WB28 | 53 | 346 | 1 2R | 24 2R+2T | 47 2R+2T | |
| BC2 | 0 | 6090 | WB29 | 53 | 346 | 2 2R+2T | 25 2R | 48 2R+2T | |
| TC3 | 0 | 6090 | WB30 | 53 | 346 | 3 2R | 26 2R | 49 2R+4T | |
| HL4 | 90 | 298 | WB31 | 54 | 345 | 4 2R | 27 2R | 50 2R+2T | |
| WB5 | 90 | 298 | | | | 5 2R | 28 2R | 51 2R+2T | |
| WB6 | 53 | 349 | | | | 6 2R | 29 2R | 52 2R+2T | |
| WB7 | 53 | 349 | | | | 7 2R | 30 2R | 53 2R+2T | |
| WB8 | 53 | 349 | | | | 8 2R | 31 2R | 54 2R | |
| WB9 | 53 | 349 | | | | 9 2R | 32 2R | 55 2R | |
| WB10 | 53 | 349 | | | | 10 2R | 33 2R | 56 2R | |
| WB11 | 53 | 349 | | | | 11 2R | 34 2R | 57 2R | |
| WB12 | 53 | 349 | | | | 12 2R | 35 2R | 58 2R | |
| WB13 | 53 | 349 | | | | 13 2R | 36 2R | | |
| WB14 | 90 | 298 | | | | 14 2R | 37 2R | | |
| WB15 | 56 | 337 | | | | 15 2R | 38 2R | | |
| WB16 | 56 | 337 | | | | 16 2R | 39 2R | | |
| WB17 | 56 | 337 | | | | 17 2R+2T | 40 2R | | |
| WB18 | 56 | 337 | | | | 18 2R+2T | 41 2R | | |
| WB19 | 56 | 337 | | | | 19 2R+2T | 42 2R | | |
| WB20 | 56 | 337 | | | | 20 2R+4T | 43 2R | | |
| WB21 | 56 | 337 | | | | 21 2R+2T | 44 2R | | |
| WB22 | 56 | 337 | | | | 22 2R+2T | 45 2R | | |
| WB23 | 90 | 298 | | | | 23 2R+2T | 46 2R | | |
| WB24 | 54 | 345 | | | | | | | |
| WB25 | 53 | 346 | | | | | | | |
| WB26 | 53 | 346 | | | | | | | |
| WB27 | 53 | 346 | | | | | | | |

F202 C90_37-0.95BMT-G350 No Of Plies:1
1 : 66 Kind: Floor Joist



| Items | | | | | | Connections / Joints | | | |
|---|---|---|---|---|---|---|---|---|---|
| Item | Pitch | Length | Item | Pitch | Length | Node Joint | Node Joint | Node Joint | Node Joint |
| HL1 | 90 | 298 | WB28 | 53 | 346 | 1 2R | 24 2R+2T | 47 2R+2T | |
| BC2 | 0 | 6090 | WB29 | 53 | 346 | 2 2R | 25 2R | 48 2R+2T | |
| TC3 | 0 | 6090 | WB30 | 53 | 346 | 3 2R | 26 2R | 49 2R+4T | |
| HL4 | 90 | 298 | WB31 | 54 | 345 | 4 2R | 27 2R | 50 2R+2T | |
| WB5 | 90 | 298 | | | | 5 2R | 28 2R | 51 2R+2T | |
| WB6 | 53 | 349 | | | | 6 2R | 29 2R | 52 2R+2T | |
| WB7 | 53 | 349 | | | | 7 2R | 30 2R | 53 2R+2T | |
| WB8 | 53 | 349 | | | | 8 2R | 31 2R | 54 2R | |
| WB9 | 53 | 349 | | | | 9 2R | 32 2R | 55 2R | |
| WB10 | 53 | 349 | | | | 10 2R | 33 2R | 56 2R | |
| WB11 | 53 | 349 | | | | 11 2R | 34 2R | 57 2R | |
| WB12 | 53 | 349 | | | | 12 2R | 35 2R | 58 2R | |
| WB13 | 53 | 349 | | | | 13 2R | 36 2R | | |
| WB14 | 90 | 298 | | | | 14 2R | 37 2R | | |
| WB15 | 56 | 337 | | | | 15 2R | 38 2R | | |
| WB16 | 56 | 337 | | | | 16 2R | 39 2R | | |
| WB17 | 56 | 337 | | | | 17 2R+2T | 40 2R | | |
| WB18 | 56 | 337 | | | | 18 2R+2T | 41 2R | | |
| WB19 | 56 | 337 | | | | 19 2R+2T | 42 2R | | |
| WB20 | 56 | 337 | | | | 20 2R+4T | 43 2R | | |
| WB21 | 56 | 337 | | | | 21 2R+2T | 44 2R | | |
| WB22 | 56 | 337 | | | | 22 2R+2T | 45 2R | | |
| WB23 | 90 | 298 | | | | 23 2R+2T | 46 2R | | |
| WB24 | 54 | 345 | | | | | | | |
| WB25 | 53 | 346 | | | | | | | |
| WB26 | 53 | 346 | | | | | | | |
| WB27 | 53 | 346 | | | | | | | |

F204 C90_37-0.95BMT-G350 No Of Plies:1
1 : 66 Kind: Floor Joist

| Items | | | | | | Connections / Joints | | | |
|---|---|---|---|---|---|---|---|---|---|
| Item | Pitch | Length | Item | Pitch | Length | Node Joint | Node Joint | Node Joint | Node Joint |
| HL1 | 90 | 298 | WB28 | 53 | 346 | 1 2R | 24 2R+2T | 47 2R+2T | |
| BC2 | 0 | 6090 | WB29 | 53 | 346 | 2 2R | 25 2R | 48 2R+2T | |
| TC3 | 0 | 6090 | WB30 | 53 | 346 | 3 2R | 26 2R | 49 2R+4T | |
| HL4 | 90 | 298 | WB31 | 54 | 345 | 4 2R | 27 2R | 50 2R+2T | |
| WB5 | 90 | 298 | | | | 5 2R | 28 2R | 51 2R+2T | |
| WB6 | 53 | 349 | | | | 6 2R | 29 2R | 52 2R+2T | |
| WB7 | 53 | 349 | | | | 7 2R | 30 2R | 53 2R+2T | |
| WB8 | 53 | 349 | | | | 8 2R | 31 2R | 54 2R | |
| WB9 | 53 | 349 | | | | 9 2R | 32 2R | 55 2R | |
| WB10 | 53 | 349 | | | | 10 2R | 33 2R | 56 2R | |
| WB11 | 53 | 349 | | | | 11 2R | 34 2R | 57 2R | |
| WB12 | 53 | 349 | | | | 12 2R | 35 2R | 58 2R | |
| WB13 | 53 | 349 | | | | 13 2R | 36 2R | | |
| WB14 | 90 | 298 | | | | 14 2R | 37 2R | | |
| WB15 | 56 | 337 | | | | 15 2R | 38 2R | | |
| WB16 | 56 | 337 | | | | 16 2R | 39 2R | | |
| WB17 | 56 | 337 | | | | 17 2R+2T | 40 2R | | |
| WB18 | 56 | 337 | | | | 18 2R+2T | 41 2R | | |
| WB19 | 56 | 337 | | | | 19 2R+2T | 42 2R | | |
| WB20 | 56 | 337 | | | | 20 2R+4T | 43 2R | | |
| WB21 | 56 | 337 | | | | 21 2R+2T | 44 2R | | |
| WB22 | 56 | 337 | | | | 22 2R+2T | 45 2R | | |
| WB23 | 90 | 298 | | | | 23 2R+2T | 46 2R+2T | | |
| WB24 | 54 | 345 | | | | | | | |
| WB25 | 53 | 346 | | | | | | | |
| WB26 | 53 | 346 | | | | | | | |
| WB27 | 53 | 346 | | | | | | | |

F206 C90_37-0.95BMT-G350 No Of Plies:1
1 : 66 Kind: Floor Joist

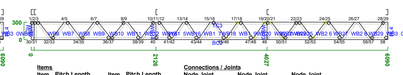

| Items | | | | | | Connections / Joints | | | |
|---|---|---|---|---|---|---|---|---|---|
| Item | Pitch | Length | Item | Pitch | Length | Node Joint | Node Joint | Node Joint | Node Joint |
| HL1 | 90 | 298 | WB28 | 53 | 346 | 1 2R | 24 2R+2T | 47 2R+2T | |
| BC2 | 0 | 6090 | WB29 | 53 | 346 | 2 2R | 25 2R | 48 2R+2T | |
| TC3 | 0 | 6090 | WB30 | 53 | 346 | 3 2R | 26 2R | 49 2R+4T | |
| HL4 | 90 | 298 | WB31 | 54 | 345 | 4 2R | 27 2R | 50 2R+2T | |
| WB5 | 90 | 298 | | | | 5 2R | 28 2R | 51 2R+2T | |
| WB6 | 53 | 349 | | | | 6 2R | 29 2R | 52 2R+2T | |
| WB7 | 53 | 349 | | | | 7 2R | 30 2R | 53 2R+2T | |
| WB8 | 53 | 349 | | | | 8 2R | 31 2R | 54 2R | |
| WB9 | 53 | 349 | | | | 9 2R | 32 2R | 55 2R | |
| WB10 | 53 | 349 | | | | 10 2R | 33 2R | 56 2R | |
| WB11 | 53 | 349 | | | | 11 2R | 34 2R | 57 2R | |
| WB12 | 53 | 349 | | | | 12 2R | 35 2R | 58 2R | |
| WB13 | 53 | 349 | | | | 13 2R | 36 2R | | |
| WB14 | 90 | 298 | | | | 14 2R | 37 2R | | |
| WB15 | 56 | 337 | | | | 15 2R | 38 2R | | |
| WB16 | 56 | 337 | | | | 16 2R | 39 2R | | |
| WB17 | 56 | 337 | | | | 17 2R+2T | 40 2R | | |
| WB18 | 56 | 337 | | | | 18 2R+2T | 41 2R | | |
| WB19 | 56 | 337 | | | | 19 2R+2T | 42 2R | | |
| WB20 | 56 | 337 | | | | 20 2R+4T | 43 2R | | |
| WB21 | 56 | 337 | | | | 21 2R+2T | 44 2R | | |
| WB22 | 56 | 337 | | | | 22 2R+2T | 45 2R | | |
| WB23 | 90 | 298 | | | | 23 2R+2T | 46 2R+2T | | |
| WB24 | 54 | 345 | | | | | | | |
| WB25 | 53 | 346 | | | | | | | |
| WB26 | 53 | 346 | | | | | | | |
| WB27 | 53 | 346 | | | | | | | |

F199 C90_37-0.95BMT-G350 No Of Plies:1
1 : 66 Kind: Floor Joist



| Items | | | | | | Connections / Joints | | | |
|---|---|---|---|---|---|---|---|---|---|
| Item | Pitch | Length | Item | Pitch | Length | Node Joint | Node Joint | Node Joint | Node Joint |
| HL1 | 90 | 298 | WB25 | 53 | 346 | 1 2R | 21 2R+2T | 41 2R | |
| BC2 | 0 | 6090 | WB26 | 53 | 346 | 2 2R+2T | 22 2R+2T | 42 2R | |
| TC3 | 0 | 6090 | WB27 | 53 | 346 | 3 2R+2T | 23 2R+2T | 43 2R | |
| HL4 | 90 | 298 | WB28 | 53 | 346 | 4 2R | 24 2R | 44 2R+2T | |
| WB5 | 90 | 298 | WB29 | 53 | 346 | 5 2R | 25 2R | 45 2R+2T | |
| WB6 | 54 | 344 | WB30 | 54 | 345 | 6 2R | 26 2R | 46 2R+2T | |
| WB7 | 54 | 345 | | | | 7 2R | 27 2R | 47 2R+4T | |
| WB8 | 54 | 345 | | | | 8 2R | 28 2R | 48 2R+2T | |
| WB9 | 54 | 345 | | | | 9 2R | 29 2R | 49 2R+2T | |
| WB10 | 54 | 345 | | | | 10 2R | 30 2R+2T | 50 2R+2T | |
| WB11 | 54 | 345 | | | | 11 2R | 31 2R | 51 2R+2T | |
| WB12 | 54 | 345 | | | | 12 2R | 32 2R | 52 2R+2T | |
| WB13 | 54 | 345 | | | | 13 2R | 33 2R | 53 2R+2T | |
| WB14 | 54 | 345 | | | | 14 2R+2T | 34 2R | 54 2R+2T | |
| WB15 | 54 | 345 | | | | 15 2R+2T | 35 2R | 55 2R+2T | |
| WB16 | 54 | 345 | | | | 16 2R+2T | 36 2R | 56 2R+2T | |
| WB17 | 54 | 345 | | | | 17 2R+2T | 37 2R | | |
| WB18 | 54 | 345 | | | | 18 2R+2T | 38 2R | | |
| WB19 | 54 | 345 | | | | 19 2R+4T | 39 2R | | |
| WB20 | 54 | 345 | | | | 20 2R+4T | 40 2R | | |
| WB21 | 51 | 356 | | | | | | | |
| WB22 | 90 | 298 | | | | | | | |
| WB23 | 54 | 345 | | | | | | | |
| WB24 | 53 | 346 | | | | | | | |

F201 C90_37-0.95BMT-G350 No Of Plies:1
1 : 66 Kind: Floor Joist



| Items | | | | | | Connections / Joints | | | |
|---|---|---|---|---|---|---|---|---|---|
| Item | Pitch | Length | Item | Pitch | Length | Node Joint | Node Joint | Node Joint | Node Joint |
| HL1 | 90 | 298 | WB25 | 53 | 346 | 1 2R | 21 2R+2T | 41 2R | |
| BC2 | 0 | 6090 | WB26 | 53 | 346 | 2 2R+2T | 22 2R+2T | 42 2R | |
| TC3 | 0 | 6090 | WB27 | 53 | 346 | 3 2R+2T | 23 2R+2T | 43 2R | |
| HL4 | 90 | 298 | WB28 | 53 | 346 | 4 2R | 24 2R | 44 2R+2T | |
| WB5 | 90 | 298 | WB29 | 53 | 346 | 5 2R | 25 2R | 45 2R+2T | |
| WB6 | 54 | 344 | WB30 | 54 | 345 | 6 2R | 26 2R | 46 2R+2T | |
| WB7 | 54 | 345 | | | | 7 2R | 27 2R | 47 2R+2T | |
| WB8 | 54 | 345 | | | | 8 2R | 28 2R | 48 2R+2T | |
| WB9 | 54 | 345 | | | | 9 2R | 29 2R | 49 2R+4T | |
| WB10 | 54 | 345 | | | | 10 2R | 30 2R+2T | 50 2R+2T | |
| WB11 | 54 | 345 | | | | 11 2R | 31 2R | 51 2R+2T | |
| WB12 | 54 | 345 | | | | 12 2R | 32 2R | 52 2R+2T | |
| WB13 | 54 | 345 | | | | 13 2R | 33 2R | 53 2R+2T | |
| WB14 | 54 | 345 | | | | 14 2R+2T | 34 2R | 54 2R+2T | |
| WB15 | 54 | 345 | | | | 15 2R+2T | 35 2R | 55 2R+2T | |
| WB16 | 54 | 345 | | | | 16 2R+2T | 36 2R | 56 2R+2T | |
| WB17 | 54 | 345 | | | | 17 2R+2T | 37 2R | | |
| WB18 | 54 | 345 | | | | 18 2R+2T | 38 2R | | |
| WB19 | 54 | 345 | | | | 19 2R+4T | 39 2R | | |
| WB20 | 54 | 345 | | | | 20 2R+4T | 40 2R | | |
| WB21 | 51 | 356 | | | | | | | |
| WB22 | 90 | 298 | | | | | | | |
| WB23 | 54 | 345 | | | | | | | |
| WB24 | 53 | 346 | | | | | | | |

F203 C90_37-0.95BMT-G350 No Of Plies:1
1 : 66 Kind: Floor Joist



| Items | | | | | | Connections / Joints | | | |
|---|---|---|---|---|---|---|---|---|---|
| Item | Pitch | Length | Item | Pitch | Length | Node Joint | Node Joint | Node Joint | Node Joint |
| HL1 | 90 | 298 | WB25 | 53 | 346 | 1 2R | 21 2R+2T | 41 2R | |
| BC2 | 0 | 6090 | WB26 | 53 | 346 | 2 2R | 22 2R+2T | 42 2R | |
| TC3 | 0 | 6090 | WB27 | 53 | 346 | 3 2R | 23 2R+2T | 43 2R | |
| HL4 | 90 | 298 | WB28 | 53 | 346 | 4 2R | 24 2R | 44 2R+2T | |
| WB5 | 90 | 298 | WB29 | 53 | 346 | 5 2R | 25 2R | 45 2R+2T | |
| WB6 | 53 | 349 | WB30 | 53 | 346 | 6 2R | 26 2R | 46 2R+2T | |
| WB7 | 53 | 349 | WB31 | 54 | 345 | 7 2R | 27 2R | 47 2R+2T | |
| WB8 | 53 | 349 | | | | 8 2R | 28 2R | 48 2R+2T | |
| WB9 | 53 | 349 | | | | 9 2R | 29 2R | 49 2R+4T | |
| WB10 | 53 | 349 | | | | 10 2R | 30 2R | 50 2R+2T | |
| WB11 | 53 | 349 | | | | 11 2R | 31 2R | 51 2R+2T | |
| WB12 | 53 | 349 | | | | 12 2R | 32 2R | 52 2R+2T | |
| WB13 | 53 | 349 | | | | 13 2R | 33 2R | 53 2R+2T | |
| WB14 | 90 | 298 | | | | 14 2R | 34 2R | 54 2R+2T | |
| WB15 | 56 | 337 | | | | 15 2R | 35 2R | 55 2R+2T | |
| WB16 | 56 | 337 | | | | 16 2R | 36 2R | 56 2R+2T | |
| WB17 | 56 | 337 | | | | 17 2R+2T | 37 2R | | |
| WB18 | 56 | 337 | | | | 18 2R+2T | 38 2R | | |
| WB19 | 56 | 337 | | | | 19 2R+2T | 39 2R | | |
| WB20 | 56 | 337 | | | | 20 2R+4T | 40 2R | | |
| WB21 | 56 | 337 | | | | | | | |
| WB22 | 56 | 337 | | | | | | | |
| WB23 | 90 | 298 | | | | | | | |
| WB24 | 54 | 345 | | | | | | | |

F205 C90_37-0.95BMT-G350 No Of Plies:1
1 : 66 Kind: Floor Joist



| Items | | | | | | Connections / Joints | | | |
|---|---|---|---|---|---|---|---|---|---|
| Item | Pitch | Length | Item | Pitch | Length | Node Joint | Node Joint | Node Joint | Node Joint |
| HL1 | 90 | 298 | WB25 | 53 | 346 | 1 2R | 21 2R+2T | 41 2R | |
| BC2 | 0 | 6090 | WB26 | 53 | 346 | 2 2R | 22 2R+2T | 42 2R | |
| TC3 | 0 | 6090 | WB27 | 53 | 346 | 3 2R | 23 2R+2T | 43 2R | |
| HL4 | 90 | 298 | WB28 | 53 | 346 | 4 2R | 24 2R | 44 2R+2T | |
| WB5 | 90 | 298 | WB29 | 53 | 346 | 5 2R | 25 2R | 45 2R+2T | |
| WB6 | 53 | 349 | WB30 | 53 | 346 | 6 2R | 26 2R | 46 2R+2T | |
| WB7 | 53 | 349 | WB31 | 54 | 345 | 7 2R | 27 2R | 47 2R+2T | |
| WB8 | 53 | 349 | | | | 8 2R | 28 2R | 48 2R+2T | |
| WB9 | 53 | 349 | | | | 9 2R | 29 2R | 49 2R+4T | |
| WB10 | 53 | 349 | | | | 10 2R | 30 2R | 50 2R+2T | |
| WB11 | 53 | 349 | | | | 11 2R | 31 2R | 51 2R+2T | |
| WB12 | 53 | 349 | | | | 12 2R | 32 2R | 52 2R+2T | |
| WB13 | 53 | 349 | | | | 13 2R | 33 2R | 53 2R+2T | |
| WB14 | 90 | 298 | | | | 14 2R | 34 2R | 54 2R+2T | |
| WB15 | 56 | 337 | | | | 15 2R | 35 2R | 55 2R+2T | |
| WB16 | 56 | 337 | | | | 16 2R | 36 2R | 56 2R+2T | |
| WB17 | 56 | 337 | | | | 17 2R+2T | 37 2R | | |
| WB18 | 56 | 337 | | | | 18 2R+2T | 38 2R | | |
| WB19 | 56 | 337 | | | | 19 2R+2T | 39 2R | | |
| WB20 | 56 | 337 | | | | 20 2R+4T | 40 2R | | |
| WB21 | 56 | 337 | | | | | | | |
| WB22 | 56 | 337 | | | | | | | |
| WB23 | 90 | 298 | | | | | | | |
| WB24 | 54 | 345 | | | | | | | |

F207 C90_37-0.75BMT-G350 No Of Plies:1
1 : 66 Kind: Floor Joist



| Items | | | | | | Connections / Joints | | | |
|---|---|---|---|---|---|---|---|---|---|
| Item | Pitch | Length | Item | Pitch | Length | Node Joint | Node Joint | Node Joint | Node Joint |
| HL1 | 90 | 298 | WB25 | 53 | 346 | 1 2R | 21 2R+2T | 41 2R | |
| BC2 | 0 | 6090 | WB26 | 53 | 346 | 2 2R+2T | 22 2R+2T | 42 2R+2T | |
| TC3 | 0 | 6090 | W

F218 C90_37-0.95BMT-G350 No Of Plies:1
1 : 66 Kind: Floor Joist

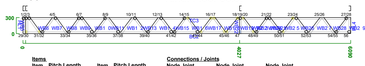

F219 C90_37-0.95BMT-G350 No Of Plies:1
1 : 66 Kind: Floor Joist

F220 C90_37-0.95BMT-G350 No Of Plies:1
1 : 66 Kind: Floor Joist



F221 C90_37-0.95BMT-G350 No Of Plies:1
1 : 66 Kind: Floor Joist



F222 C90_37-0.95BMT-G350 No Of Plies:1
1 : 66 Kind: Floor Joist

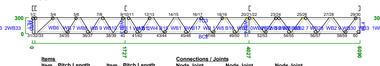

F223 C90_37-0.95BMT-G350 No Of Plies:1
1 : 66 Kind: Floor Joist



F224 C90_37-0.95BMT-G350 No Of Plies:1
1 : 66 Kind: Floor Joist

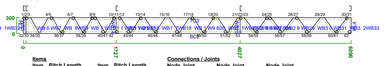

F225 C90_37-0.75BMT-G350 No Of Plies:1
1 : 37 Kind: Floor Joist

F226 C90_37-0.75BMT-G350 No Of Plies:1
1 : 37 Kind: Floor Joist

F227 C90_37-0.75BMT-G350 No Of Plies:1
1 : 37 Kind: Floor Joist

F228 C90_37-0.75BMT-G350 No Of Plies:1
1 : 37 Kind: Floor Joist

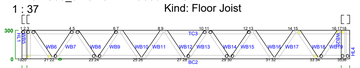

F229 C90_37-0.75BMT-G350 No Of Plies:1
1 : 37 Kind: Floor Joist

F230 C90_37-0.75BMT-G350 No Of Plies:1
1 : 37 Kind: Floor Joist

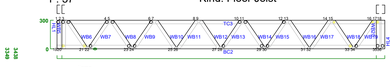

F231 C90_37-0.75BMT-G350 No Of Plies:1
1 : 37 Kind: Floor Joist

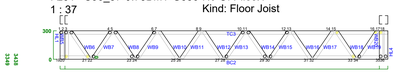

F232 C90_37-0.75BMT-G350 No Of Plies:1
1 : 37 Kind: Floor Joist

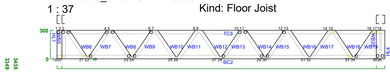

F233 C90_37-0.75BMT-G350 No Of Plies:1
1 : 41 Kind: Floor Joist

F234 C90_37-0.75BMT-G350 No Of Plies:1
1 : 42 Kind: Floor Joist

F235 C90_37-0.75BMT-G350 No Of Plies:1
1 : 42 Kind: Floor Joist

F236 C90_37-0.75BMT-G350 No Of Plies:1
1 : 42 Kind: Floor Joist

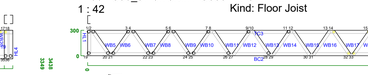

F237 C90_37-0.75BMT-G350 No Of Plies:1
1 : 42 Kind: Floor Joist

F238 C90_37-0.75BMT-G350 No Of Plies:1
1 : 42 Kind: Floor Joist

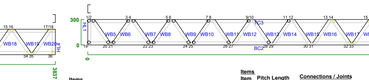

F239 C90_37-0.75BMT-G350 No Of Plies:1
1 : 42 Kind: Floor Joist

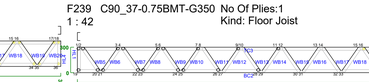

F240 C90_37-0.75BMT-G350 No Of Plies:1
1 : 37 Kind: Floor Joist

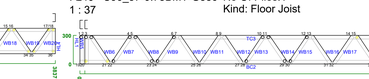

F241 C90_37-0.75BMT-G350 No Of Plies:1
1 : 49 Kind: Floor Joist

F242 C90_37-0.75BMT-G350 No Of Plies:1
1 : 37 Kind: Floor Joist

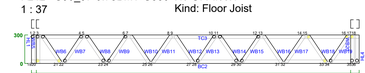

F243 C90_37-0.95BMT-G350 No Of Plies:3
1 : 51 Kind: Floor Joist

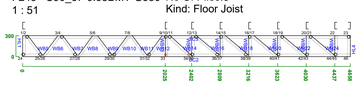

F244 C90_37-0.95BMT-G350 No Of Plies:1
1 : 37 Kind: Floor Joist

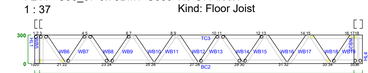

F245 C90_37-0.95BMT-G350 No Of Plies:1
1 : 42 Kind: Floor Joist

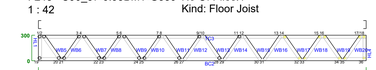

F246 C90_37-0.75BMT-G350 No Of Plies:1
1 : 24 Kind: Floor Joist

F247 C90_37-0.75BMT-G350 No Of Plies:1
1 : 24 Kind: Floor Joist

F248 C90_37-0.75BMT-G350 No Of Plies:1
1 : 24 Kind: Floor Joist

F249 C90_37-0.75BMT-G350 No Of Plies:1
1 : 24 Kind: Floor Joist

F250 C90_37-0.75BMT-G350 No Of Plies:1
1 : 24 Kind: Floor Joist

F251 C90_37-0.75BMT-G350 No Of Plies:1
1 : 37 Kind: Floor Joist

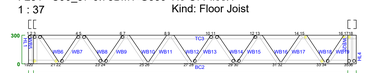

F252 C90_37-0.75BMT-G350 No Of Plies:1
1 : 37 Kind: Floor Joist

F253 C90_37-0.75BMT-G350 No Of Plies:1
1 : 24 Kind: Floor Joist

F254 C90_37-0.75BMT-G350
1 : 11
No Of Plies:1
Kind: Floor Joist

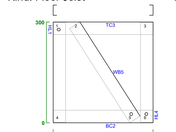

F255 C90_37-0.75BMT-G350
1 : 11
No Of Plies:1
Kind: Floor Joist

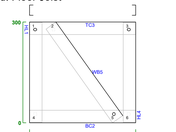

F256 C90_37-0.75BMT-G350
1 : 11
No Of Plies:1
Kind: Floor Joist

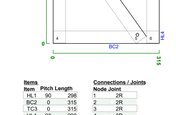

F257 C90_37-0.75BMT-G350
1 : 11
No Of Plies:1
Kind: Floor Joist

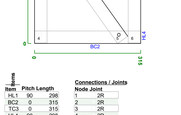

ESTUDIOS Y DISEÑOS PARA LA CONSTRUCCIÓN DEL CEDI, CENTRO DE DISTRIBUCIÓN DE MEDICAMENTOS DEL HOSPITAL SAN RAFAEL DE YOLOMBÓ

PROPIETARIO:

ESE Hospital San Rafael Yolombó
Transformando vidas

HOSPITAL SAN RAFAEL
MUNICIPIO DE YOLOMBO

HOSPITAL SAN RAFAEL
MUNICIPIO DE YOLOMBO

CONSULTOR:

CONVERGE

CONVERGE CONSTRUCTORES S.A.S

OBRA:

CEDI HOSPITAL YOLOMBO

CONTIENE:

DESPIECE MUROS 7

DISEÑÓ:

ING. CESAR CORDOBA

DIBUJÓ:

JORDAN RENTERIA GOMEZ

FIRMA:

ING. CESAR COROBA
MATRICULA: 011037-0612583 ANT

FIRMA REVISOR:

MODIFICACIONES:

| DESCRIPCIÓN | VERSIÓN | FECHA |
|---|---|---|
| DETALLE DE ESCALERA | 01 | 11/12/2025 |
| | | |
| | | |
| | | |
| | | |

FECHA: 11/12/2025

ESCALA P: INDICADA

CODIGO:

ARCHIVO: EST-CEDI YOLOMBO

PLANO N°: 407

F258 C90_37-0.75BMT-G350
1 : 11
No Of Plies:1
Kind: Floor Joist

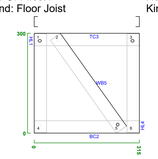

| Items | | | Connections / Joints | |
|---|---|---|---|---|
| Item | Pitch | Length | Node | Joint |
| HL1 | 90 | 298 | 1 | 2R |
| BC2 | 0 | 315 | 2 | 2R |
| TC3 | 0 | 315 | 3 | 2R |
| HL4 | 90 | 298 | 4 | 2R |
| WB5 | 55 | 342 | 5 | 2R |
| | | | 6 | 2R |

F259 C90_37-0.75BMT-G350
1 : 11
No Of Plies:1
Kind: Floor Joist

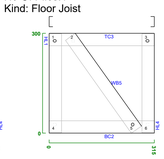

| Items | | | Connections / Joints | |
|---|---|---|---|---|
| Item | Pitch | Length | Node | Joint |
| HL1 | 90 | 298 | 1 | 2R |
| BC2 | 0 | 315 | 2 | 2R |
| TC3 | 0 | 315 | 3 | 2R |
| HL4 | 90 | 298 | 4 | 2R |
| WB5 | 55 | 342 | 5 | 2R |
| | | | 6 | 2R |

F262 C90_37-0.75BMT-G350
1 : 11
No Of Plies:1
Kind: Floor Joist

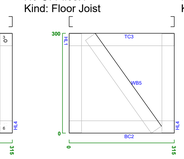

| Items | | | Connections / Joints | |
|---|---|---|---|---|
| Item | Pitch | Length | Node | Joint |
| HL1 | 90 | 298 | 1 | 2R |
| BC2 | 0 | 315 | 2 | 2R |
| TC3 | 0 | 315 | 3 | 2R |
| HL4 | 90 | 96 | 4 | 2R |
| WB5 | 55 | 342 | 5 | 2R |
| | | | 6 | 2R |

F263 C90_37-0.75BMT-G350
1 : 11
No Of Plies:1
Kind: Floor Joist

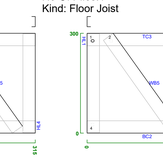

| Items | | | Connections / Joints | |
|---|---|---|---|---|
| Item | Pitch | Length | Node | Joint |
| HL1 | 90 | 298 | 1 | 2R |
| BC2 | 0 | 315 | 2 | 2R |
| TC3 | 0 | 315 | 3 | 2R |
| HL4 | 90 | 298 | 4 | 2R |
| WB5 | 55 | 342 | 5 | 2R |
| | | | 6 | 2R |

F260 C90_37-0.75BMT-G350
1 : 11
No Of Plies:1
Kind: Floor Joist

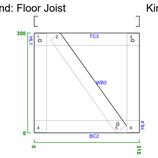

| Items | | | Connections / Joints | |
|---|---|---|---|---|
| Item | Pitch | Length | Node | Joint |
| HL1 | 90 | 298 | 1 | 2R |
| BC2 | 0 | 315 | 2 | 2R |
| TC3 | 0 | 315 | 3 | 2R |
| HL4 | 90 | 298 | 4 | 2R |
| WB5 | 55 | 342 | 5 | 2R |
| | | | 6 | 2R |

F261 C90_37-0.75BMT-G350
1 : 11
No Of Plies:1
Kind: Floor Joist

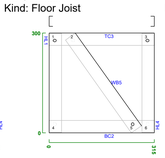

| Items | | | Connections / Joints | |
|---|---|---|---|---|
| Item | Pitch | Length | Node | Joint |
| HL1 | 90 | 298 | 1 | 2R |
| BC2 | 0 | 315 | 2 | 2R |
| TC3 | 0 | 315 | 3 | 2R |
| HL4 | 90 | 298 | 4 | 2R |
| WB5 | 55 | 342 | 5 | 2R |
| | | | 6 | 2R |

F264 C90_37-0.75BMT-G350
1 : 11
No Of Plies:1
Kind: Floor Joist

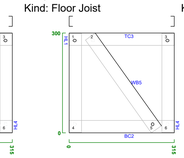

| Items | | | Connections / Joints | |
|---|---|---|---|---|
| Item | Pitch | Length | Node | Joint |
| HL1 | 90 | 298 | 1 | 2R |
| BC2 | 0 | 315 | 2 | 2R |
| TC3 | 0 | 315 | 3 | 2R |
| HL4 | 90 | 298 | 4 | 2R |
| WB5 | 55 | 342 | 5 | 2R |
| | | | 6 | 2R |

F265 C90_37-0.75BMT-G350
1 : 11
No Of Plies:1
Kind: Floor Joist

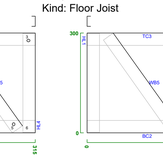

| Items | | | Connections / Joints | |
|---|---|---|---|---|
| Item | Pitch | Length | Node | Joint |
| HL1 | 90 | 298 | 1 | 2R |
| BC2 | 0 | 315 | 2 | 2R |
| TC3 | 0 | 315 | 3 | 2R |
| HL4 | 90 | 298 | 4 | 2R |
| WB5 | 55 | 342 | 5 | 2R |
| | | | 6 | 2R |

F266 C90_37-0.75BMT-G350
1 : 11
No Of Plies:1
Kind: Floor Joist

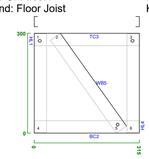

| Items | | | Connections / Joints | |
|---|---|---|---|---|
| Item | Pitch | Length | Node | Joint |
| HL1 | 90 | 298 | 1 | 2R |
| BC2 | 0 | 315 | 2 | 2R |
| TC3 | 0 | 315 | 3 | 2R |
| HL4 | 90 | 298 | 4 | 2R |
| WB5 | 55 | 342 | 5 | 2R |
| | | | 6 | 2R |

F267 C90_37-0.75BMT-G350
1 : 11
No Of Plies:1
Kind: Floor Joist

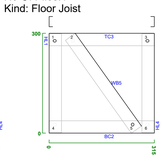

| Items | | | Connections / Joints | |
|---|---|---|---|---|
| Item | Pitch | Length | Node | Joint |
| HL1 | 90 | 298 | 1 | 2R |
| BC2 | 0 | 315 | 2 | 2R |
| TC3 | 0 | 315 | 3 | 2R |
| HL4 | 90 | 298 | 4 | 2R |
| WB5 | 55 | 342 | 5 | 2R |
| | | | 6 | 2R |

F270 C90_37-0.75BMT-G350
1 : 11
No Of Plies:1
Kind: Floor Joist

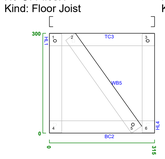

| Items | | | Connections / Joints | |
|---|---|---|---|---|
| Item | Pitch | Length | Node | Joint |
| HL1 | 90 | 298 | 1 | 2R |
| BC2 | 0 | 315 | 2 | 2R |
| TC3 | 0 | 315 | 3 | 2R |
| HL4 | 90 | 298 | 4 | 2R |
| WB5 | 55 | 342 | 5 | 2R |
| | | | 6 | 2R |

F271 C90_37-0.75BMT-G350
1 : 11
No Of Plies:1
Kind: Floor Joist

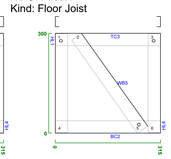

| Items | | | Connections / Joints | |
|---|---|---|---|---|
| Item | Pitch | Length | Node | Joint |
| HL1 | 90 | 298 | 1 | 2R |
| BC2 | 0 | 315 | 2 | 2R |
| TC3 | 0 | 315 | 3 | 2R |
| HL4 | 90 | 298 | 4 | 2R |
| WB5 | 55 | 342 | 5 | 2R |
| | | | 6 | 2R |

F274 C90_37-0.75BMT-G350
1 : 11
No Of Plies:1
Kind: Floor Joist

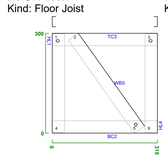

| Items | | | Connections / Joints | |
|---|---|---|---|---|
| Item | Pitch | Length | Node | Joint |
| HL1 | 90 | 298 | 1 | 2R |
| BC2 | 0 | 315 | 2 | 2R |
| TC3 | 0 | 315 | 3 | 2R |
| HL4 | 90 | 298 | 4 | 2R |
| WB5 | 55 | 342 | 5 | 2R |
| | | | 6 | 2R |

F275 C90_37-0.75BMT-G350
1 : 11
No Of Plies:1
Kind: Floor Joist

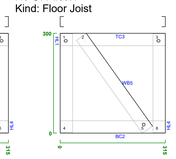

| Items | | | Connections / Joints | |
|---|---|---|---|---|
| Item | Pitch | Length | Node | Joint |
| HL1 | 90 | 298 | 1 | 2R |
| BC2 | 0 | 315 | 2 | 2R |
| TC3 | 0 | 315 | 3 | 2R |
| HL4 | 90 | 298 | 4 | 2R |
| WB5 | 55 | 342 | 5 | 2R |
| | | | 6 | 2R |

F268 C90_37-0.75BMT-G350
1 : 11
No Of Plies:1
Kind: Floor Joist

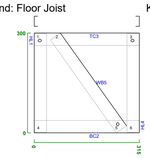

| Items | | | Connections / Joints | |
|---|---|---|---|---|
| Item | Pitch | Length | Node | Joint |
| HL1 | 90 | 298 | 1 | 2R |
| BC2 | 0 | 315 | 2 | 2R |
| TC3 | 0 | 315 | 3 | 2R |
| HL4 | 90 | 298 | 4 | 2R |
| WB5 | 55 | 342 | 5 | 2R |
| | | | 6 | 2R |

F269 C90_37-0.75BMT-G350
1 : 11
No Of Plies:1
Kind: Floor Joist

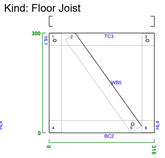

| Items | | | Connections / Joints | |
|---|---|---|---|---|
| Item | Pitch | Length | Node | Joint |
| HL1 | 90 | 298 | 1 | 2R |
| BC2 | 0 | 315 | 2 | 2R |
| TC3 | 0 | 315 | 3 | 2R |
| HL4 | 90 | 298 | 4 | 2R |
| WB5 | 55 | 342 | 5 | 2R |
| | | | 6 | 2R |

F272 C90_37-0.75BMT-G350
1 : 11
No Of Plies:1
Kind: Floor Joist

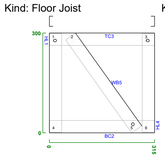

| Items | | | Connections / Joints | |
|---|---|---|---|---|
| Item | Pitch | Length | Node | Joint |
| HL1 | 90 | 298 | 1 | 2R |
| BC2 | 0 | 315 | 2 | 2R |
| TC3 | 0 | 315 | 3 | 2R |
| HL4 | 90 | 298 | 4 | 2R |
| WB5 | 55 | 342 | 5 | 2R |
| | | | 6 | 2R |

F273 C90_37-0.75BMT-G350
1 : 11
No Of Plies:1
Kind: Floor Joist

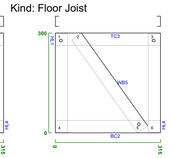

| Items | | | Connections / Joints | |
|---|---|---|---|---|
| Item | Pitch | Length | Node | Joint |
| HL1 | 90 | 298 | 1 | 2R |
| BC2 | 0 | 315 | 2 | 2R |
| TC3 | 0 | 315 | 3 | 2R |
| HL4 | 90 | 298 | 4 | 2R |
| WB5 | 55 | 342 | 5 | 2R |
| | | | 6 | 2R |

F276 C90_37-0.75BMT-G350
1 : 11
No Of Plies:1
Kind: Floor Joist

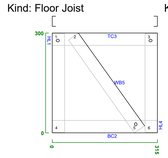

| Items | | | Connections / Joints | |
|---|---|---|---|---|
| Item | Pitch | Length | Node | Joint |
| HL1 | 90 | 298 | 1 | 2R |
| BC2 | 0 | 315 | 2 | 2R |
| TC3 | 0 | 315 | 3 | 2R |
| HL4 | 90 | 298 | 4 | 2R |
| WB5 | 55 | 342 | 5 | 2R |
| | | | 6 | 2R |

F277 C90_37-0.75BMT-G350
1 : 11
No Of Plies:1
Kind: Floor Joist

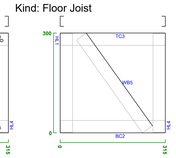

| Items | | | Connections / Joints | |
|---|---|---|---|---|
| Item | Pitch | Length | Node | Joint |
| HL1 | 90 | 298 | 1 | 2R |
| BC2 | 0 | 315 | 2 | 2R |
| TC3 | 0 | 315 | 3 | 2R |
| HL4 | 90 | 298 | 4 | 2R |
| WB5 | 55 | 342 | 5 | 2R |
| | | | 6 | 2R |

F278 C90_37-0.75BMT-G350
1 : 11
No Of Plies:1
Kind: Floor Joist

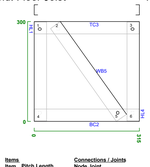

| Items | | | Connections / Joints | |
|---|---|---|---|---|
| Item | Pitch | Length | Node | Joint |
| HL1 | 90 | 298 | 1 | 2R |
| BC2 | 0 | 315 | 2 | 2R |
| TC3 | 0 | 315 | 3 | 2R |
| HL4 | 90 | 298 | 4 | 2R |
| WB5 | 55 | 342 | 5 | 2R |
| | | | 6 | 2R |

F279 C90_37-0.75BMT-G350
1 : 11
No Of Plies:1
Kind: Floor Joist

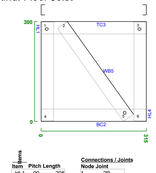

| Items | | | Connections / Joints | |
|---|---|---|---|---|
| Item | Pitch | Length | Node | Joint |
| HL1 | 90 | 298 | 1 | 2R |
| BC2 | 0 | 315 | 2 | 2R |
| TC3 | 0 | 315 | 3 | 2R |
| HL4 | 90 | 298 | 4 | 2R |
| WB5 | 55 | 342 | 5 | 2R |
| | | | 6 | 2R |

F282 C90_37-0.75BMT-G350
1 : 11
No Of Plies:1
Kind: Floor Joist

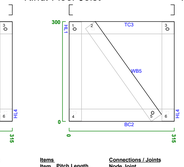

| Items | | | Connections / Joints | |
|---|---|---|---|---|
| Item | Pitch | Length | Node | Joint |
| HL1 | 90 | 298 | 1 | 2R |
| BC2 | 0 | 315 | 2 | 2R |
| TC3 | 0 | 315 | 3 | 2R |
| HL4 | 90 | 298 | 4 | 2R |
| WB5 | 55 | 342 | 5 | 2R |
| | | | 6 | 2R |

F283 C90_37-0.75BMT-G350
1 : 11
No Of Plies:1
Kind: Floor Joist

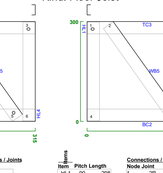

| Items | | | Connections / Joints | |
|---|---|---|---|---|
| Item | Pitch | Length | Node | Joint |
| HL1 | 90 | 298 | 1 | 2R |
| BC2 | 0 | 315 | 2 | 2R |
| TC3 | 0 | 315 | 3 | 2R |
| HL4 | 90 | 298 | 4 | 2R |
| WB5 | 55 | 342 | 5 | 2R |
| | | | 6 | 2R |

F286 C90_37-0.75BMT-G350
1 : 11
No Of Plies:1
Kind: Floor Joist

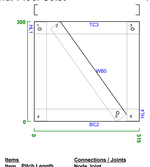

| Items | | | Connections / Joints | |
|---|---|---|---|---|
| Item | Pitch | Length | Node | Joint |
| HL1 | 90 | 298 | 1 | 2R |
| BC2 | 0 | 315 | 2 | 2R |
| TC3 | 0 | 315 | 3 | 2R |
| HL4 | 90 | 298 | 4 | 2R |
| WB5 | 55 | 342 | 5 | 2R |
| | | | 6 | 2R |

F287 C90_37-0.75BMT-G350
1 : 11
No Of Plies:1
Kind: Floor Joist

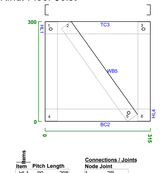

| Items | | | Connections / Joints | |
|---|---|---|---|---|
| Item | Pitch | Length | Node | Joint |
| HL1 | 90 | 298 | 1 | 2R |
| BC2 | 0 | 315 | 2 | 2R |
| TC3 | 0 | 315 | 3 | 2R |
| HL4 | 90 | 298 | 4 | 2R |
| WB5 | 55 | 342 | 5 | 2R |
| | | | 6 | 2R |

F290 C90_37-0.75BMT-G350
1 : 11
No Of Plies:1
Kind: Floor Joist



| Items | | | Connections / Joints | |
|---|---|---|---|---|
| Item | Pitch | Length | Node | Joint |
| HL1 | 90 | 298 | 1 | 2R |
| BC2 | 0 | 315 | 2 | 2R |
| TC3 | 0 | 315 | 3 | 2R |
| HL4 | 90 | 298 | 4 | 2R |
| WB5 | 55 | 342 | 5 | 2R |
| | | | 6 | 2R |

F291 C90_37-0.75BMT-G350
1 : 11
No Of Plies:1
Kind: Floor Joist

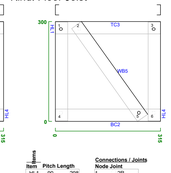

| Items | | | Connections / Joints | |
|---|---|---|---|---|
| Item | Pitch | Length | Node | Joint |
| HL1 | 90 | 298 | 1 | 2R |
| BC2 | 0 | 315 | 2 | 2R |
| TC3 | 0 | 315 | 3 | 2R |
| HL4 | 90 | 298 | 4 | 2R |
| WB5 | 55 | 342 | 5 | 2R |
| | | | 6 | 2R |

F294 C90_37-0.75BMT-G350
1 : 11
No Of Plies:1
Kind: Floor Joist

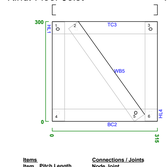

| Items | | | Connections / Joints | |
|---|---|---|---|---|
| Item | Pitch | Length | Node | Joint |
| HL1 | 90 | 298 | 1 | 2R |
| BC2 | 0 | 315 | 2 | 2R |
| TC3 | 0 | 315 | 3 | 2R |
| HL4 | 90 | 298 | 4 | 2R |
| WB5 | 55 | 342 | 5 | 2R |
| | | | 6 | 2R |

F295 C90_37-0.75BMT-G350
1 : 11
No Of Plies:1
Kind: Floor Joist

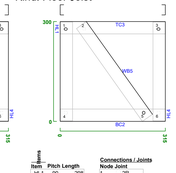

| Items | | | Connections / Joints | |
|---|---|---|---|---|
| Item | Pitch | Length | Node | Joint |
| HL1 | 90 | 298 | 1 | 2R |
| BC2 | 0 | 315 | 2 | 2R |
| TC3 | 0 | 315 | 3 | 2R |
| HL4 | 90 | 298 | 4 | 2R |
| WB5 | 55 | 342 | 5 | 2R |
| | | | 6 | 2R |

F280 C90_37-0.75BMT-G350
1 : 11
No Of Plies:1
Kind: Floor Joist

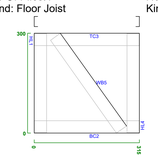

| Items | | |
|---|---|---|
| Item | Pitch | Length |
| HL1 | 90 | 298 |
| BC2 | 0 | 315 |
| TC3 | 0 | 315 |
| HL4 | 90 | 298 |
| WB5 | 55 | 342 |

F281 C90_37-0.75BMT-G350
1 : 11
No Of Plies:1
Kind: Floor Joist

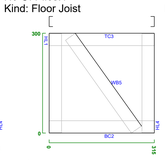

| Items | | |
|---|---|---|
| Item | Pitch | Length |
| HL1 | 90 | 298 |
| BC2 | 0 | 315 |
| TC3 | 0 | 315 |
| HL4 | 90 | 298 |
| WB5 | 55 | 342 |

F284 C90_37-0.75BMT-G350
1 : 11
No Of Plies:1
Kind: Floor Joist

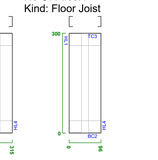

| Items | | |
|---|---|---|
| Item | Pitch | Length |
| HL1 | 90 | 298 |
| BC2 | 0 | 315 |
| TC3 | 0 | 96 |
| HL4 | 90 | 298 |

F285 C90_37-0.75BMT-G350
1 : 11
No Of Plies:1
Kind: Floor Joist

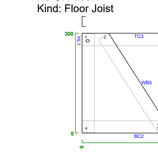

| Items | | | Connections / Joints | |
|---|---|---|---|---|
| Item | Pitch | Length | Node | Joint |
| HL1 | 90 | 298 | 1 | 2R |
| BC2 | 0 | 297 | 2 | 2R |
| TC3 | 0 | 298 | 3 | 2R |
| HL4 | 90 | 298 | 4 | 2R |
| WB5 | 57 | 332 | 5 | 2R |
| | | | 6 | 2R |

F288 C90_37-0.75BMT-G350
1 : 11
No Of Plies:1
Kind: Floor Joist

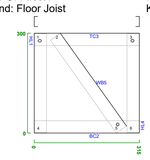

| Items | | | Connections / Joints | |
|---|---|---|---|---|
| Item | Pitch | Length | Node | Joint |
| HL1 | 90 | 298 | 1 | 2R |
| BC2 | 0 | 315 | 2 | 2R |
| TC3 | 0 | 315 | 3 | 2R |
| HL4 | 90 | 298 | 4 | 2R |
| WB5 | 55 | 342 | 5 | 2R |
| | | | 6 | 2R |

F289 C90_37-0.75BMT-G350
1 : 11
No Of Plies:1
Kind: Floor Joist

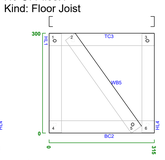

| Items | | | Connections / Joints | |
|---|---|---|---|---|
| Item | Pitch | Length | Node | Joint |
| HL1 | 90 | 298 | 1 | 2R |
| BC2 | 0 | 315 | 2 | 2R |
| TC3 | 0 | 315 | 3 | 2R |
| HL4 | 90 | 298 | 4 | 2R |
| WB5 | 55 | 342 | 5 | 2R |
| | | | 6 | 2R |

F292 C90_37-0.75BMT-G350
1 : 11
No Of Plies:1
Kind: Floor Joist

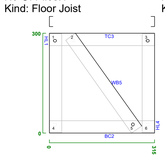

| Items | | | Connections / Joints | |
|---|---|---|---|---|
| Item | Pitch | Length | Node | Joint |
| HL1 | 90 | 298 | 1 | 2R |
| BC2 | 0 | 315 | 2 | 2R |
| TC3 | 0 | 315 | 3 | 2R |
| HL4 | 90 | 298 | 4 | 2R |
| WB5 | 55 | 342 | 5 | 2R |
| | | | 6 | 2R |

F293 C90_37-0.75BMT-G350
1 : 11
No Of Plies:1
Kind: Floor Joist

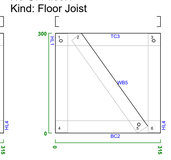

| Items | | | Connections / Joints | |
|---|---|---|---|---|
| Item | Pitch | Length | Node | Joint |
| HL1 | 90 | 298 | 1 | 2R |
| BC2 | 0 | 315 | 2 | 2R |
| TC3 | 0 | 315 | 3 | 2R |
| HL4 | 90 | 298 | 4 | 2R |
| WB5 | 55 | 342 | 5 | 2R |
| | | | 6 | 2R |

F296 C90_37-0.75BMT-G350
1 : 11
No Of Plies:1
Kind: Floor Joist

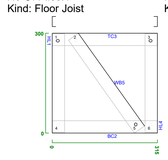

| Items | | | Connections / Joints | |
|---|---|---|---|---|
| Item | Pitch | Length | Node | Joint |
| HL1 | 90 | 298 | 1 | 2R |
| BC2 | 0 | 315 | 2 | 2R |
| TC3 | 0 | 315 | 3 | 2R |
| HL4 | 90 | 298 | 4 | 2R |
| WB5 | 55 | 342 | 5 | 2R |
| | | | 6 | 2R |

F297 C90_37-0.75BMT-G350
1 : 11
No Of Plies:1
Kind: Floor Joist

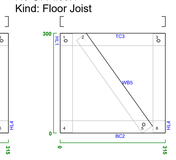

| Items | | | Connections / Joints | |
|---|---|---|---|---|
| Item | Pitch | Length | Node | Joint |
| HL1 | 90 | 298 | 1 | 2R |
| BC2 | 0 | 315 | 2 | 2R |
| TC3 | 0 | 315 | 3 | 2R |
| HL4 | 90 | 298 | 4 | 2R |
| WB5 | 55 | 342 | 5 | 2R |
| | | | 6 | 2R |

A3 C90_37-0.95BMT-G350 A4 C90_37-0.95BMT-G350
1 : 79 1 : 110




| Items | | |
|---|---|---|
| Item | Pitch | Length |
| PU1 | 0 | 1905 |
| PH2 | 90 | 2248 |
| PD3 | 0 | 1905 |
| DD4 | 0 | 477 |
| JR5 | 90 | 2248 |
| DD6 | 0 | 477 |
| JR7 | 90 | 2248 |
| DD8 | 0 | 477 |
| DD10 | 90 | 2248 |

| Items | | |
|---|---|---|
| Item | Pitch | Length |
| PU1 | 0 | 1107 |
| PH2 | 90 | 3111 |
| PD3 | 0 | 1107 |
| DD4 | 0 | 553 |
| DD6 | 0 | 553 |
| JR8 | 90 | 3111 |
| DD7 | 0 | 553 |
| DD8 | 0 | 553 |

F302 C90_37-0.75BMT-G350
1 : 11
No Of Plies:1
Kind: Floor Joist



| Items | | | Connections / Joints | |
|---|---|---|---|---|
| Item | Pitch | Length | Node | Joint |
| HL1 | 90 | 298 | 1 | 2R |
| BC2 | 0 | 315 | 2 | 2R |
| TC3 | 0 | 315 | 3 | 2R |
| HL4 | 90 | 298 | 4 | 2R |
| WB5 | 55 | 342 | 5 | 2R |
| | | | 6 | 2R |

F303 C90_37-0.75BMT-G350
1 : 11
No Of Plies:1
Kind: Floor Joist



| Items | | | Connections / Joints | |
|---|---|---|---|---|
| Item | Pitch | Length | Node | Joint |
| HL1 | 90 | 298 | 1 | 2R |
| BC2 | 0 | 315 | 2 | 2R |
| TC3 | 0 | 315 | 3 | 2R |
| HL4 | 90 | 298 | 4 | 2R |
| WB5 | 55 | 342 | 5 | 2R |
| | | | 6 | 2R |

F306 C90_37-0.75BMT-G350
1 : 11
No Of Plies:1
Kind: Floor Joist



| Items | | | Connections / Joints | |
|---|---|---|---|---|
| Item | Pitch | Length | Node | Joint |
| HL1 | 90 | 298 | 1 | 2R |
| BC2 | 0 | 315 | 2 | 2R |
| TC3 | 0 | 315 | 3 | 2R |
| HL4 | 90 | 298 | 4 | 2R |
| WB5 | 55 | 342 | 5 | 2R |
| | | | 6 | 2R |

F307 C90_37-0.75BMT-G350
1 : 11
No Of Plies:1
Kind: Floor Joist



| Items | | | Connections / Joints | |
|---|---|---|---|---|
| Item | Pitch | Length | Node | Joint |
| HL1 | 90 | 298 | 1 | 2R |
| BC2 | 0 | 315 | 2 | 2R |
| TC3 | 0 | 315 | 3 | 2R |
| HL4 | 90 | 298 | 4 | 2R |
| WB5 | 55 | 342 | 5 | 2R |
| | | | 6 | 2R |

F310 C90_37-0.75BMT-G350
1 : 11
No Of Plies:1
Kind: Floor Joist



| Items | | | Connections / Joints | |
|---|---|---|---|---|
| Item | Pitch | Length | Node | Joint |
| HL1 | 90 | 298 | 1 | 2R |
| BC2 | 0 | 315 | 2 | 2R |
| TC3 | 0 | 315 | 3 | 2R |
| HL4 | 90 | 298 | 4 | 2R |
| WB5 | 55 | 342 | 5 | 2R |
| | | | 6 | 2R |

F311 C90_37-0.75BMT-G350
1 : 11
No Of Plies:1
Kind: Floor Joist



| Items | | | Connections / Joints | |
|---|---|---|---|---|
| Item | Pitch | Length | Node | Joint |
| HL1 | 90 | 298 | 1 | 2R |
| BC2 | 0 | 315 | 2 | 2R |
| TC3 | 0 | 315 | 3 | 2R |
| HL4 | 90 | 298 | 4 | 2R |
| WB5 | 55 | 342 | 5 | 2R |
| | | | 6 | 2R |

F314 C90_37-0.75BMT-G350
1 : 11
No Of Plies:1
Kind: Floor Joist



| Items | | | Connections / Joints | |
|---|---|---|---|---|
| Item | Pitch | Length | Node | Joint |
| HL1 | 90 | 298 | 1 | 2R |
| BC2 | 0 | 315 | 2 | 2R |
| TC3 | 0 | 315 | 3 | 2R |
| HL4 | 90 | 298 | 4 | 2R |
| WB5 | 55 | 342 | 5 | 2R |
| | | | 6 | 2R |

F315 C90_37-0.75BMT-G350
1 : 11
No Of Plies:1
Kind: Floor Joist



| Items | | | Connections / Joints | |
|---|---|---|---|---|
| Item | Pitch | Length | Node | Joint |
| HL1 | 90 | 298 | 1 | 2R |
| BC2 | 0 | 315 | 2 | 2R |
| TC3 | 0 | 315 | 3 | 2R |
| HL4 | 90 | 298 | 4 | 2R |
| WB5 | 55 | 342 | 5 | 2R |
| | | | 6 | 2R |

F309 C90_37-0.75BMT-G350
1 : 11
No Of Plies:1
Kind: Floor Joist



| Items | | | Connections / Joints | |
|---|---|---|---|---|
| Item | Pitch | Length | Node | Joint |
| HL1 | 90 | 298 | 1 | 2R |
| BC2 | 0 | 315 | 2 | 2R |
| TC3 | 0 | 315 | 3 | 2R |
| HL4 | 90 | 298 | 4 | 2R |
| WB5 | 55 | 342 | 5 | 2R |
| | | | 6 | 2R |

F301 C90_37-0.75BMT-G350
1 : 11
No Of Plies:1
Kind: Floor Joist



| Items | | | Connections / Joints | |
|---|---|---|---|---|
| Item | Pitch | Length | Node | Joint |
| HL1 | 90 | 298 | 1 | 2R |
| BC2 | 0 | 315 | 2 | 2R |
| TC3 | 0 | 315 | 3 | 2R |
| HL4 | 90 | 298 | 4 | 2R |
| WB5 | 55 | 342 | 5 | 2R |
| | | | 6 | 2R |

F304 C90_37-0.75BMT-G350
1 : 11
No Of Plies:1
Kind: Floor Joist



| Items | | | Connections / Joints | |
|---|---|---|---|---|
| Item | Pitch | Length | Node | Joint |
| HL1 | 90 | 298 | 1 | 2R |
| BC2 | 0 | 315 | 2 | 2R |
| TC3 | 0 | 315 | 3 | 2R |
| HL4 | 90 | 298 | 4 | 2R |
| WB5 | 55 | 342 | 5 | 2R |
| | | | 6 | 2R |

F305 C90_37-0.75BMT-G350
1 : 11
No Of Plies:1
Kind: Floor Joist



| Items | | | Connections / Joints | |
|---|---|---|---|---|
| Item | Pitch | Length | Node | Joint |
| HL1 | 90 | 298 | 1 | 2R |
| BC2 | 0 | 315 | 2 | 2R |
| TC3 | 0 | 315 | 3 | 2R |
| HL4 | 90 | 298 | 4 | 2R |
| WB5 | 55 | 342 | 5 | 2R |
| | | | 6 | 2R |

F308 C90_37-0.75BMT-G350
1 : 11
No Of Plies:1
Kind: Floor Joist



| Items | | | Connections / Joints | |
|---|---|---|---|---|
| Item | Pitch | Length | Node | Joint |
| HL1 | 90 | 298 | 1 | 2R |
| BC2 | 0 | 315 | 2 | 2R |
| TC3 | 0 | 315 | 3 | 2R |
| HL4 | 90 | 298 | 4 | 2R |
| WB5 | 55 | 342 | 5 | 2R |
| | | | 6 | 2R |

F309 C90_37-0.75BMT-G350
1 : 11
No Of Plies:1
Kind: Floor Joist



| Items | | | Connections / Joints | |
|---|---|---|---|---|
| Item | Pitch | Length | Node | Joint |
| HL1 | 90 | 298 | 1 | 2R |
| BC2 | 0 | 315 | 2 | 2R |
| TC3 | 0 | 315 | 3 | 2R |
| HL4 | 90 | 298 | 4 | 2R |
| WB5 | 55 | 342 | 5 | 2R |
| | | | 6 | 2R |

F330 C90_37-0.75BMT-G350
1 : 11
No Of Plies:1
Kind: Floor Joist



| Items | | |
|---|---|---|
| Item | Pitch | Length |
| HL1 | 90 | 298 |
| BC2 | 0 | 96 |
| TC3 | 0 | 96 |
| HL4 | 90 | 298 |

F313 C90_37-0.75BMT-G350
1 : 11
No Of Plies:1
Kind: Floor Joist



| Items | | | Connections / Joints | |
|---|---|---|---|---|
| Item | Pitch | Length | Node | Joint |
| HL1 | 90 | 298 | 1 | 2R |
| BC2 | 0 | 315 | 2 | 2R |
| TC3 | 0 | 315 | 3 | 2R |
| HL4 | 90 | 298 | 4 | 2R |
| WB5 | 55 | 342 | 5 | 2R |
| | | | 6 | 2R |

F316 C90_37-0.75BMT-G350
1 : 11
No Of Plies:1
Kind: Floor Joist



| Items | | | Connections / Joints | |
|---|---|---|---|---|
| Item | Pitch | Length | Node | Joint |
| HL1 | 90 | 298 | 1 | 2R |
| BC2 | 0 | 315 | 2 | 2R |
| TC3 | 0 | 315 | 3 | 2R |
| HL4 | 90 | 298 | 4 | 2R |
| WB5 | 55 | 342 | 5 | 2R |
| | | | 6 | 2R |

F317 C90_37-0.75BMT-G350
1 : 11
No Of Plies:1
Kind: Floor Joist



| Items | | | Connections / Joints | |
|---|---|---|---|---|
| Item | Pitch | Length | Node | Joint |
| HL1 | 90 | 298 | 1 | 2R |
| BC2 | 0 | 315 | 2 | 2R |
| TC3 | 0 | 315 | 3 | 2R |
| HL4 | 90 | 298 | 4 | 2R |
| WB5 | 55 | 342 | 5 | 2R |
| | | | 6 | 2R |

F318 C90_37-0.75BMT-G350
1 : 11
No Of Plies:1
Kind: Floor Joist



| Items | | | Connections / Joints | |
|---|---|---|---|---|
| Item | Pitch | Length | Node | Joint |
| HL1 | 90 | 298 | 1 | 2R |
| BC2 | 0 | 315 | 2 | 2R |
| TC3 | 0 | 315 | 3 | 2R |
| HL4 | 90 | 298 | 4 | 2R |
| WB5 | 55 | 342 | 5 | 2R |
| | | | 6 | 2R |

F319 C90_37-0.75BMT-G350
1 : 11
No Of Plies:1
Kind: Floor Joist



| Items | | | Connections / Joints | |
|---|---|---|---|---|
| Item | Pitch | Length | Node | Joint |
| HL1 | 90 | 298 | 1 | 2R |
| BC2 | 0 | 315 | 2 | 2R |
| TC3 | 0 | 315 | 3 | 2R |
| HL4 | 90 | 298 | 4 | 2R |
| WB5 | 55 | 342 | 5 | 2R |
| | | | 6 | 2R |

F320 C90_37-0.75BMT-G350
1 : 11
No Of Plies:1
Kind: Floor Joist



| Items | | | Connections / Joints | |
|---|---|---|---|---|
| Item | Pitch | Length | Node | Joint |
| HL1 | 90 | 298 | 1 | 2R |
| BC2 | 0 | 315 | 2 | 2R |
| TC3 | 0 | 315 | 3 | 2R |
| HL4 | 90 | 298 | 4 | 2R |
| WB5 | 55 | 342 | 5 | 2R |
| | | | 6 | 2R |

F321 C90_37-0.75BMT-G350
1 : 11
No Of Plies:1
Kind: Floor Joist



| Items | | | Connections / Joints | |
|---|---|---|---|---|
| Item | Pitch | Length | Node | Joint |
| HL1 | 90 | 298 | 1 | 2R |
| BC2 | 0 | 315 | 2 | 2R |
| TC3 | 0 | 315 | 3 | 2R |
| HL4 | 90 | 298 | 4 | 2R |
| WB5 | 55 | 342 | 5 | 2R |
| | | | 6 | 2R |

F322 C90_37-0.75BMT-G350
1 : 11
No Of Plies:1
Kind: Floor Joist



| Items | | | Connections / Joints | |
|---|---|---|---|---|
| Item | Pitch | Length | Node | Joint |
| HL1 | 90 | 298 | 1 | 2R |
| BC2 | 0 | 315 | 2 | 2R |
| TC3 | 0 | 315 | 3 | 2R |
| HL4 | 90 | 298 | 4 | 2R |
| WB5 | 55 | 342 | 5 | 2R |
| | | | 6 | 2R |

F323 C90_37-0.75BMT-G350
1 : 11
No Of Plies:1

F312 C90_37-0.75BMT-G350 No Of Plies:1
1 : 66 Kind: Floor Joist

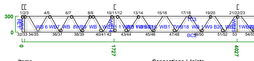

F331 C90_37-0.95BMT-G350 No Of Plies:1
1 : 28 Kind: Floor Joist

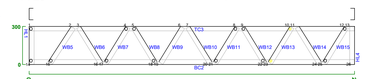

F359 C90_37-0.75BMT-G350 No Of Plies:1
1 : 29 Kind: Floor Joist

F361 C90_37-0.75BMT-G350 No Of Plies:1
1 : 29 Kind: Floor Joist

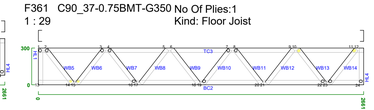

R1 C90_37-1.15BMT-G350
1 : 318

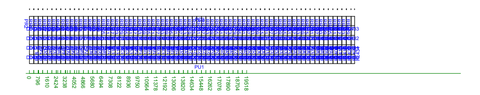

F333 C90_37-0.75BMT-G350 No Of Plies:1
1 : 62 Kind: Floor Joist

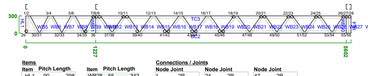

F358 C90_37-0.75BMT-G350 No Of Plies:1
1 : 29 Kind: Floor Joist

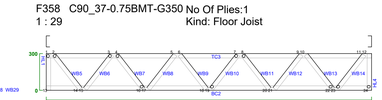

F360 C90_37-0.75BMT-G350 No Of Plies:1
1 : 29 Kind: Floor Joist

F364 C90_37-0.95BMT-G350 No Of Plies:1
1 : 34 Kind: Floor Joist

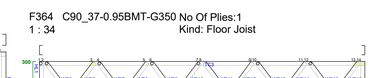

R2 C140_46-0.95BMT-G350
1 : 171



R5 C90_37-0.95BMT-G350
1 : 437



R6 C90_37-0.95BMT-G350
1 : 136



R3 C90_37-0.95BMT-G350
1 : 318



T8 C90_37-0.95BMT-G350 No Of Plies:3
1 : 136 Kind: None



T2 C90_37-0.75BMT-G350 No Of Plies:3
1 : 136 Kind: None

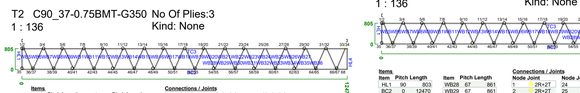

T4 C90_37-0.95BMT-G350 No Of Plies:4
1 : 136 Kind: None

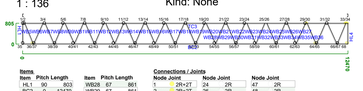

T6 C90_37-0.95BMT-G350 No Of Plies:3
1 : 136 Kind: None



T9 C90_37-0.95BMT-G350 No Of Plies:1
1 : 93 Kind: None

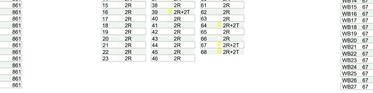

R4 C90_37-0.95BMT-G350
1 : 303



T3 C90_37-0.95BMT-G350 No Of Plies:3
1 : 136 Kind: None

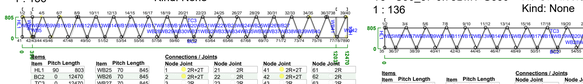

T5 C90_37-0.75BMT-G350 No Of Plies:3
1 : 136 Kind: None



T7 C90_37-0.95BMT-G350 No Of Plies:3
1 : 136 Kind: None

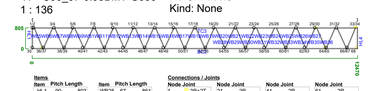

T10 C90_37-0.95BMT-G350 No Of Plies:1
1 : 93 Kind: None

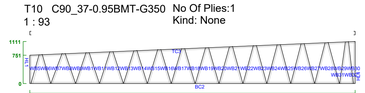

T12 C90_37-0.95BMT-G350 No Of Plies:1
1 : 93 Kind: None

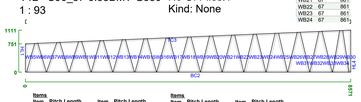

T14 C90_37-0.95BMT-G350 No Of Plies:1
1 : 93 Kind: None

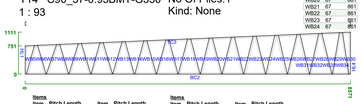

T11 C90_37-0.95BMT-G350 No Of Plies:1
1 : 93 Kind: None

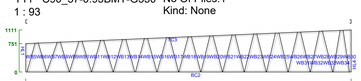

T13 C90_37-0.95BMT-G350 No Of Plies:1
1 : 93 Kind: None

T15 C90_37-0.95BMT-G350 No Of Plies:1
1 : 93 Kind: None

ESTUDIOS Y DISEÑOS PARA LA CONSTRUCCIÓN DEL CEDI, CENTRO DE DISTRIBUCIÓN DE MEDICAMENTOS DEL HOSPITAL SAN RAFAEL DE YOLOMBÓ

PROPIETARIO:

ESE Hospital San Rafael Yolombó
Transformando vidas

HOSPITAL SAN RAFAEL
MUNICIPIO DE YOLOMBO

HOSPITAL SAN RAFAEL
MUNICIPIO DE YOLOMBO

CONSULTOR:

CONVERGE CONSTRUCTORES S.A.S

LIENZO ingeniería

OBRA:

CEDI HOSPITAL YOLOMBO

CONTIENE:

DESPIECE MUROS 9

DISEÑÓ:

ING. CESAR CORDOBA

DIBUJÓ:

JORDAN RENTERIA GOMEZ

FIRMA:

ING. CESAR COROBA
MATRICULA: 011037-0612583 ANT

FIRMA REVISOR:

| MODIFICACIONES: | | |
|---|---|---|
| DESCRIPCIÓN | VERSIÓN | FECHA |
| DETALLE DE ESCALERA | 01 | 11/12/2025 |
| | | |
| | | |
| | | |
| | | |

FECHA: 11/12/2025

ESCALA P: INDICADA

CODIGO:

ARCHIVO: EST-CEDI YOLOMBO

PLANO N°: 409

## T16 C90_37-0.95BMT-G350
1 : 93

No Of Plies:1
Kind: None

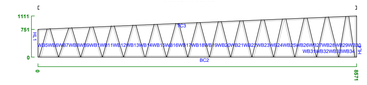

**Items**

| Item | Pitch Length | Item | Pitch Length | Item | Pitch Length |
|---|---|---|---|---|---|
| HL1 | 90 | 700 | WB24 | 76 | 1002 |
| BC1 | 0 | 8571 | WB25 | 76 | 1002 |
| TC3 | 0 | 8578 | WB26 | 76 | 1026 |
| HL4 | 90 | 1108 | WB27 | 77 | 1045 |
| WB5 | 75 | 779 | WB28 | 77 | 1050 |
| WB6 | 74 | 787 | WB29 | 77 | 1070 |
| WB7 | 71 | 818 | WB30 | 77 | 1073 |
| WB8 | 73 | 815 | WB31 | 77 | 1094 |
| WB9 | 73 | 835 | WB32 | 76 | 1103 |
| WB10 | 73 | 838 | WB33 | 80 | 1108 |
| WB11 | 74 | 856 | WB34 | 81 | 1109 |
| WB12 | 74 | 862 | | | |
| WB13 | 74 | 882 | | | |
| WB14 | 74 | 885 | | | |
| WB15 | 75 | 905 | | | |
| WB16 | 75 | 909 | | | |
| WB17 | 75 | 929 | | | |
| WB18 | 75 | 932 | | | |
| WB19 | 73 | 952 | | | |
| WB20 | 75 | 956 | | | |
| WB21 | 76 | 975 | | | |
| WB22 | 76 | 979 | | | |
| WB23 | 76 | 999 | | | |

## T17 C90_37-0.95BMT-G350
1 : 93

No Of Plies:1
Kind: None

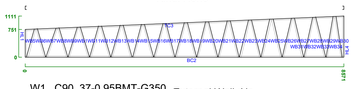

**Items**

| Item | Pitch Length | Item | Pitch Length | Item | Pitch Length |
|---|---|---|---|---|---|
| HL1 | 90 | 700 | WB24 | 76 | 1002 |
| BC1 | 0 | 8571 | WB25 | 76 | 1002 |
| TC3 | 0 | 8578 | WB26 | 76 | 1026 |
| HL4 | 90 | 1108 | WB27 | 77 | 1045 |
| WB5 | 75 | 779 | WB28 | 77 | 1050 |
| WB6 | 74 | 787 | WB29 | 77 | 1070 |
| WB7 | 71 | 818 | WB30 | 77 | 1073 |
| WB8 | 73 | 815 | WB31 | 77 | 1094 |
| WB9 | 73 | 835 | WB32 | 76 | 1103 |
| WB10 | 73 | 838 | WB33 | 80 | 1108 |
| WB11 | 74 | 856 | WB34 | 81 | 1109 |
| WB12 | 74 | 862 | | | |
| WB13 | 74 | 882 | | | |
| WB14 | 74 | 885 | | | |
| WB15 | 75 | 905 | | | |
| WB16 | 75 | 909 | | | |
| WB17 | 75 | 929 | | | |
| WB18 | 75 | 932 | | | |
| WB19 | 73 | 952 | | | |
| WB20 | 75 | 956 | | | |
| WB21 | 76 | 975 | | | |
| WB22 | 76 | 979 | | | |
| WB23 | 76 | 999 | | | |

## W1 C90_37-0.95BMT-G350
1 : 320

External Wall :No
Load Bearing :Yes



**Items**

| Item | Pitch Length | Item | Pitch Length | Item | Pitch Length | Item | Pitch Length | Item | Pitch Length | Item | Pitch Length | Item | Pitch Length | Item | Pitch Length |
|---|---|---|---|---|---|---|---|---|---|---|---|---|---|---|---|
| PB1 | 0 | 29392 | PT3 | 0 | 29392 | SR5 | 90 | 2400 | SR7 | 90 | 2400 | SR9 | 90 | 2400 | SR11 | 90 | 2400 | SR13 | 90 | 2400 | SR15 | 90 | 2400 |
| SR2 | 90 | 2400 | DD4 | 0 | 89 | D06 | 0 | 90 | D08 | 0 | 210 | D010 | 0 | 407 | D012 | 0 | 407 | D014 | 0 | 407 | D016 | 0 | 407 |

**Bracing**

| Type | X Range | Y Range | Length | Near / Far | Width / Gauge | Width | Connection | Location |
|---|---|---|---|---|---|---|---|---|
| Plate | 3635 - 4941 | 2215 - 2515 | 1306 | Near | | 300 | | |
| Plate | 3635 - 4941 | 2215 - 2515 | 1306 | Far | | 300 | | |
| Plate | 18189 - 19005 | 2215 - 2515 | 806 | Near | | 300 | | |
| Plate | 18189 - 19005 | 2215 - 2515 | 806 | Far | | 300 | | |
| Plate | 19109 - 19915 | 2215 - 2515 | 806 | Near | | 300 | | |
| Plate | 19109 - 19915 | 2215 - 2515 | 806 | Far | | 300 | | |
| Plate | 20019 - 20825 | 2215 - 2515 | 806 | Near | | 300 | | |
| Plate | 20019 - 20825 | 2215 - 2515 | 806 | Far | | 300 | | |
| Plate | 21863 - 22969 | 2215 - 2515 | 1106 | Near | | 300 | | |
| Plate | 21863 - 22969 | 2215 - 2515 | 1106 | Far | | 300 | | |
| Plate | 23543 - 24349 | 2215 - 2515 | 806 | Near | | 300 | | |
| Plate | 23543 - 24349 | 2215 - 2515 | 806 | Far | | 300 | | |
| Plate | 24453 - 25259 | 2215 - 2515 | 806 | Near | | 300 | | |
| Plate | 24453 - 25259 | 2215 - 2515 | 806 | Far | | 300 | | |
| Plate | 25363 - 26169 | 2215 - 2515 | 806 | Near | | 300 | | |
| Plate | 25363 - 26169 | 2215 - 2515 | 806 | Far | | 300 | | |
| Plate | 26838 - 28144 | 2215 - 2515 | 1306 | Near | | 300 | | |
| Plate | 26838 - 28144 | 2215 - 2515 | 1306 | Far | | 300 | | |

## W2 C90_37-0.95BMT-G350
1 : 85

External Wall :No
Load Bearing :Yes

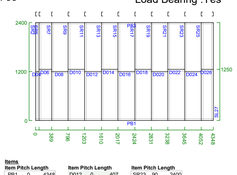

**Items**

| Item | Pitch Length | Item | Pitch Length | Item | Pitch Length |
|---|---|---|---|---|---|
| PB1 | 0 | 4348 | D012 | 0 | 407 | SR23 | 90 | 2400 |
| SR2 | 90 | 2400 | SR13 | 90 | 2400 | D024 | 0 | 296 |
| PT3 | 0 | 4348 | D014 | 0 | 407 | SL25 | 90 | 2400 |
| DD4 | 0 | 389 | SR15 | 90 | 2400 | | | |
| SR5 | 90 | 2400 | D016 | 0 | 407 | | | |
| D06 | 0 | 407 | SR17 | 90 | 2400 | | | |
| SR7 | 90 | 2400 | D018 | 0 | 407 | | | |
| D08 | 0 | 407 | SR19 | 90 | 2400 | | | |
| SR9 | 90 | 2400 | D020 | 0 | 407 | | | |
| D010 | 0 | 407 | SR21 | 90 | 2400 | | | |
| SR11 | 90 | 2400 | D022 | 0 | 407 | | | |

## W3 C90_37-0.95BMT-G350
1 : 320

External Wall :No
Load Bearing :Yes

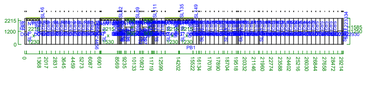

**Items**

| Item | Pitch Length | Item | Pitch Length | Item | Pitch Length | Item | Pitch Length | Item | Pitch Length | Item | Pitch Length | Item | Pitch Length | Item | Pitch Length |
|---|---|---|---|---|---|---|---|---|---|---|---|---|---|---|---|
| PB1 | 0 | 29393 | BL9 | 61 | 211 | SR25 | 90 | 2400 | SR33 | 90 | 2400 | SR41 | 90 | 2400 | NT49 | 0 | 1530 | BL57 | 61 | 212 |
| SR2 | 90 | 2400 | BR10 | 61 | 211 | DD18 | 0 | 240 | D026 | 0 | 407 | D034 | 0 | 407 | D042 | 0 | 407 | SL50 | 90 | 2400 | BR58 | 61 | 212 |
| PT3 | 0 | 29393 | BL11 | 61 | 211 | SR19 | 90 | 2400 | SR27 | 90 | 2400 | SR35 | 90 | 2400 | SR43 | 90 | 2400 | SR51 | 90 | 185 | BL59 | 61 | 212 |
| DD4 | 0 | 140 | BR12 | 61 | 211 | D020 | 0 | 407 | D028 | 0 | 407 | D036 | 0 | 407 | D044 | 0 | 407 | BR52 | 61 | 212 | BR60 | 61 | 212 |
| NT5 | 0 | 1230 | BL13 | 61 | 211 | SR21 | 90 | 2400 | SR29 | 90 | 2400 | SR37 | 90 | 2400 | SR45 | 90 | 2400 | BL53 | 61 | 212 | BL61 | 61 | 212 |
| SL16 | 90 | 2400 | BR14 | 61 | 211 | D022 | 0 | 407 | D030 | 0 | 407 | D038 | 0 | 407 | SR146 | 90 | 2400 | BR54 | 61 | 212 | SL62 | 90 | 185 |
| D06 | 0 | 185 | BL15 | 61 | 211 | SR23 | 90 | 2400 | SR31 | 90 | 2400 | SR39 | 90 | 2400 | D047 | 0 | 100 | BL55 | 61 | 212 | SR163 | 90 | 2400 |
| BR8 | 61 | 211 | SL16 | 90 | 185 | DD24 | 0 | 407 | DD32 | 0 | 407 | D040 | 0 | 407 | D048 | 0 | 100 | BR56 | 61 | 212 | D064 | 0 | 100 |

**Bracing**

| Type | X Range | Y Range | Length | Near / Far | Width / Gauge | Width | Connection | Location |
|---|---|---|---|---|---|---|---|---|
| Plate | 102 - 1408 | 2215 - 2515 | 1306 | Near | | 300 | | |
| Plate | 102 - 1408 | 2215 - 2515 | 1306 | Far | | 300 | | |
| Plate | 6941 - 8671 | 2215 - 2515 | 1730 | Near | | 300 | | |
| Plate | 6941 - 8671 | 2215 - 2515 | 1730 | Far | | 300 | | |
| Plate | 9197 - 10173 | 2215 - 2515 | 976 | Near | | 300 | | |
| Plate | 9197 - 10173 | 2215 - 2515 | 976 | Far | | 300 | | |
| Plate | 10783 - 11759 | 2215 - 2515 | 976 | Near | | 300 | | |
| Plate | 10783 - 11759 | 2215 - 2515 | 976 | Far | | 300 | | |
| Plate | 12936 - 14242 | 2215 - 2515 | 1306 | Near | | 300 | | |
| Plate | 12936 - 14242 | 2215 - 2515 | 1306 | Far | | 300 | | |
| Plate | 14256 - 15562 | 2215 - 2515 | 1306 | Near | | 300 | | |
| Plate | 14256 - 15562 | 2215 - 2515 | 1306 | Far | | 300 | | |

## W4 C90_37-0.95BMT-G350
1 : 229

External Wall :No
Load Bearing :Yes



**Items**

| Item | Pitch Length | Item | Pitch Length | Item | Pitch Length | Item | Pitch Length | Item | Pitch Length | Item | Pitch Length | Item | Pitch Length | Item | Pitch Length |
|---|---|---|---|---|---|---|---|---|---|---|---|---|---|---|---|
| PB1 | 0 | 21048 | SR2 | 90 | 2400 | PT3 | 0 | 21048 | DD4 | 0 | 78 | SL*3 | 90 | 2400 | SR*6 | 90 | 2400 | D07 | 0 | 100 |

**Bracing**

| Type | X Range | Y Range | Length | Near / Far | Width / Gauge | Width | Connection | Location |
|---|---|---|---|---|---|---|---|---|
| Plate | 40 - 4090 | 2215 - 2515 | 4050 | Near | | 300 | | |
| Plate | 40 - 4090 | 2215 - 2515 | 4050 | Far | | 300 | | |
| Plate | 9555 - 10361 | 2215 - 2515 | 806 | Near | | 300 | | |
| Plate | 9555 - 10361 | 2215 - 2515 | 806 | Far | | 300 | | |
| Plate | 10465 - 11271 | 2215 - 2515 | 806 | Near | | 300 | | |
| Plate | 10465 - 11271 | 2215 - 2515 | 806 | Far | | 300 | | |
| Plate | 11375 - 12181 | 2215 - 2515 | 806 | Near | | 300 | | |
| Plate | 11375 - 12181 | 2215 - 2515 | 806 | Far | | 300 | | |
| Plate | 12855 - 13931 | 2100 - 2400 | 1076 | Near | | 300 | | |
| Plate | 12855 - 13931 | 2100 - 2400 | 1076 | Far | | 300 | | |
| Plate | 15211 - 16017 | 2215 - 2515 | 806 | Near | | 300 | | |
| Plate | 15211 - 16017 | 2215 - 2515 | 806 | Far | | 300 | | |
| Plate | 16121 - 16927 | 2215 - 2515 | 806 | Near | | 300 | | |
| Plate | 16121 - 16927 | 2215 - 2515 | 806 | Far | | 300 | | |
| Plate | 17031 - 17837 | 2215 - 2515 | 806 | Near | | 300 | | |
| Plate | 17031 - 17837 | 2215 - 2515 | 806 | Far | | 300 | | |

## W5 C90_37-0.95BMT-G350
1 : 85

External Wall :No
Load Bearing :Yes

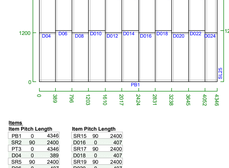

**Items**

| Item | Pitch Length | Item | Pitch Length | Item | Pitch Length |
|---|---|---|---|---|---|
| PB1 | 0 | 4346 | SR15 | 90 | 2400 | |
| SR2 | 90 | 2400 | D016 | 0 | 407 | |
| PT3 | 0 | 4346 | SR17 | 90 | 2400 | |
| DD4 | 0 | 388 | D018 | 0 | 407 | |
| SR5 | 90 | 2400 | SR19 | 90 | 2400 | |
| D06 | 0 | 407 | D020 | 0 | 407 | |
| SR7 | 90 | 2400 | SR21 | 90 | 2400 | |
| D08 | 0 | 407 | D022 | 0 | 407 | |
| SR9 | 90 | 2400 | SR23 | 90 | 2400 | |
| D010 | 0 | 407 | D024 | 0 | 294 | |
| SR11 | 90 | 2400 | SL25 | 90 | 2400 | |
| D012 | 0 | 407 | | | | |
| SR13 | 90 | 2400 | | | | |
| D014 | 0 | 407 | | | | |

## W6 C140_46-0.95BMT-G350
1 : 173

External Wall :No
Load Bearing :Yes



**Items**

| Item | Pitch Length | Item | Pitch Length | Item | Pitch Length | Item | Pitch Length | Item | Pitch Length | Item | Pitch Length | Item | Pitch Length | Item | Pitch Length |
|---|---|---|---|---|---|---|---|---|---|---|---|---|---|---|---|
| PB1 | 0 | 15920 | SR12 | 90 | 2400 | D023 | 0 | 407 | SR24 | 90 | 2400 | BR45 | 75 | 311 | SR56 | 90 | 2400 | LK67 | 0 | 100 | BL78 | 70 | 319 |
| SR2 | 90 | 2400 | D013 | 0 | 407 | SR24 | 90 | 2400 | D035 | 0 | 407 | BL46 | 75 | 311 | D057 | 0 | 407 | SL*68 | 90 | 2400 | BR79 | 70 | 319 |
| PT3 | 0 | 15920 | SR14 | 90 | 2400 | D025 | 0 | 407 | SR36 | 90 | 2400 | BR47 | 75 | 311 | SR58 | 90 | 2400 | NT69 | 0 | 2160 | BL80 | 70 | 319 |
| DD4 | 0 | 90 | D015 | 0 | 407 | SR26 | 90 | 2400 | D037 | 0 | 407 | BL48 | 75 | 311 | D059 | 0 | 407 | SR70 | 90 | 300 | BR81 | 70 | 319 |
| SR5 | 90 | 2400 | BR16 | 90 | 2400 | D027 | 0 | 60 | SR38 | 90 | 2400 | BR49 | 75 | 311 | SR60 | 90 | 2400 | BR71 | 70 | 319 | BL82 | 70 | 319 |
| D06 | 0 | 50 | D017 | 0 | 407 | SL28 | 90 | 2400 | D039 | 0 | 407 | SL50 | 90 | 300 | D061 | 0 | 407 | BL72 | 70 | 319 | BR83 | 70 | 319 |
| SR7 | 90 | 2400 | BL17 | 63 | 209 | D029 | 0 | 407 | SR40 | 90 | 2400 | SR51 | 90 | 2400 | SR62 | 90 | 2400 | BR73 | 70 | 319 | BL84 | 70 | 319 |
| BL8 | 90 | 2400 | D018 | 0 | 407 | SR30 | 90 | 2400 | D041 | 0 | 407 | D052 | 0 | 47 | D063 | 0 | 153 | BL74 | 70 | 319 | SL85 | 90 | 320 |
| D09 | 0 | 90 | SR20 | 90 | 2400 | D031 | 0 | 50 | SL*42 | 90 | 2400 | SR53 | 90 | 2400 | SL*64 | 90 | 2400 | BR75 | 70 | 319 | SR*86 | 90 | 2400 |
| SR10 | 90 | 2400 | D021 | 0 | 407 | SR32 | 90 | 2400 | NT43 | 0 | 700 | SR54 | 90 | 2400 | SR*65 | 90 | 2400 | BL76 | 70 | 319 | D087 | 0 | 100 |
| D011 | 0 | 119 | SR22 | 90 | 2400 | D033 | 0 | 207 | SR44 | 90 | 300 | D055 | 0 | 364 | D066 | 0 | 100 | BR77 | 70 | 319 | U088 | 0 | 100 |

**Bracing**

| Type | X Range | Y Range | Length | Near / Far | Width / Gauge | Width | Connection | Location |
|---|---|---|---|---|---|---|---|---|
| Plate | 4895 - 5671 | 2100 - 2400 | 776 | Near | | 300 | | |
| Plate | 4895 - 5671 | 2100 - 2400 | 776 | Far | | 300 | | |
| Plate | 7423 - 9863 | 2100 - 2400 | 2440 | Near | | 300 | | |
| Plate | 7423 - 9863 | 2100 - 2400 | 2440 | Far | | 300 | | |
| Plate | 14180 - 15880 | 2215 - 2515 | 1700 | Near | | 300 | | |
| Plate | 14180 - 15880 | 2215 - 2515 | 1700 | Far | | 300 | | |

## W7 C90_37-0.95BMT-G350
1 : 85

External Wall :No
Load Bearing :Yes

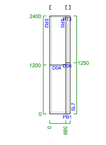

**Items**

| Item | Pitch Length |
|---|---|
| PB1 | 0 | 499 |
| SR2 | 90 | 2400 |
| PT3 | 0 | 499 |
| DD4 | 0 | 388 |
| SR5 | 90 | 2400 |
| D06 | 0 | 110 |
| SL7 | 90 | 2400 |

## W8 C140_46-0.95BMT-G350
1 : 265

External Wall :No
Load Bearing :Yes



**Items**

| Item | Pitch Length | Item | Pitch Length | Item | Pitch Length | Item | Pitch Length | Item | Pitch Length | Item | Pitch Length | Item | Pitch Length | Item | Pitch Length |
|---|---|---|---|---|---|---|---|---|---|---|---|---|---|---|---|
| PB1 | 0 | 24350 | SR17 | 90 | 2400 | SR33 | 90 | 2400 | SR49 | 90 | 2400 | SR65 | 90 | 2400 | SR81 | 90 | 2400 | BR97 | 73 | 313 | SR113 | 90 | 2400 |
| SR2 | 90 | 2400 | D018 | 0 | 314 | D034 | 0 | 407 | D050 | 0 | 407 | D066 | 0 | 407 | D082 | 0 | 407 | SL98 | 90 | 300 | SR114 | 0 | 407 |
| PT3 | 0 | 24350 | SL19 | 90 | 2400 | SR35 | 90 | 2400 | SR51 | 90 | 2400 | SR67 | 90 | 2400 | SR83 | 90 | 2400 | BR99 | 73 | 313 | D115 | 90 | 2400 |
| DD4 | 0 | 89 | BL20 | 72 | 316 | D036 | 0 | 407 | D052 | 0 | 407 | D068 | 0 | 407 | D084 | 0 | 407 | SR100 | 90 | 2400 | SR116 | 0 | 407 |
| SR5 | 90 | 2400 | SR21 | 90 | 2400 | SR37 | 90 | 2400 | SR53 | 90 | 2400 | SR69 | 90 | 2400 | SR85 | 90 | 2400 | SL101 | 90 | 2400 | SR117 | 90 | 2400 |
| D06 | 0 | 407 | BR22 | 72 | 316 | D038 | 0 | 407 | D054 | 0 | 407 | D070 | 0 | 407 | D086 | 0 | 407 | D102 | 0 | 90 | D118 | 0 | 407 |
| SR7 | 90 | 2400 | BL23 | 72 | 316 | SR39 | 90 | 2400 | SR55 | 90 | 2400 | SR71 | 90 | 2400 | SR87 | 90 | 2400 | SR103 | 90 | 2400 | SR119 | 90 | 2400 |
| D08 | 0 | 407 | BR24 | 72 | 316 | D040 | 0 | 407 | D056 | 0 | 407 | D072 | 0 | 174 | SL*88 | 90 | 2600 | D104 | 0 | 412 | D120 | 0 | 407 |
| SR9 | 90 | 2400 | BL25 | 72 | 316 | SR41 | 90 | 2400 | SR57 | 90 | 2400 | SL73 | 90 | 2400 | NT89 | 0 | 1600 | D106 | 0 | 407 | SR121 | 90 | 2400 |
| D010 | 0 | 407 | BR26 | 72 | 316 | D042 | 0 | 407 | D058 | 0 | 407 | D074 | 0 | 90 | SR90 | 90 | 300 | D106 | 0 | 407 | D122 | 0 | 407 |
| SR11 | 90 | 2400 | BL27 | 72 | 316 | SR43 | 90 | 2400 | SR59 | 90 | 2400 | SR75 | 90 | 2400 | BR91 | 73 | 313 | SR107 | 90 | 2400 | SR123 | 90 | 2400 |
| D012 | 0 | 407 | BR28 | 72 | 316 | D044 | 0 | 407 | D060 | 0 | 407 | D076 | 0 | 143 | BL92 | 73 | 313 | D108 | 0 | 407 | D124 | 0 | 407 |
| SR13 | 90 | 2400 | BL29 | 72 | 316 | SR45 | 90 | 2400 | SR61 | 90 | 2400 | SR77 | 90 | 2400 | BR93 | 73 | 313 | SR109 | 90 | 2400 | SR125 | 90 | 2400 |
| D014 | 0 | 407 | SL30 | 90 | 300 | D046 | 0 | 407 | D062 | 0 | 407 | D078 | 0 | 407 | BL94 | 73 | 313 | D110 | 0 | 407 | D126 | 0 | 407 |
| SR15 | 90 | 2400 | SR*31 | 90 | 2400 | SR47 | 90 | 2400 | SR63 | 90 | 2400 | SR79 | 90 | 2400 | BR95 | 73 | 313 | SR111 | 90 | 2400 | SR127 | 90 | 2400 |
| D016 | 0 | 407 | D032 | 0 | 314 | D048 | 0 | 407 | D064 | 0 | 407 | D080 | 0 | 407 | BL96 | 73 | 313 | D112 | 0 | 407 | D128 | 0 | 407 |

**Bracing**

| Type | X Range | Y Range | Length | Near / Far | Width / Gauge | Width | Connection | Location |
|---|---|---|---|---|---|---|---|---|
| Plate | 2907 - 4183 | 2100 - 2400 | 1276 | Near | | 300 | | |
| Plate | 2907 - 4183 | 2100 - 2400 | 1276 | Far | | 300 | | |
| Plate | 14635 - 15711 | 2100 - 2400 | 1076 | Near | | 300 | | |
| Plate | 14635 - 15711 | 2100 - 2400 | 1076 | Far | | 300 | | |

## W9 C90_37-0.95BMT-G350
1 : 85

External Wall :No
Load Bearing :Yes

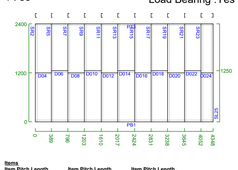

**Items**

| Item | Pitch Length | Item | Pitch Length | Item | Pitch Length |
|---|---|---|---|---|---|
| PB1 | 0 | 4348 | D012 | 0 | 407 | SR23 | 90 | 2400 |
| SR2 | 90 | 2400 | SR13 | 90 | 2400 | D024 | 0 | 296 |
| PT3 | 0 | 4348 | D014 | 0 | 407 | SL25 | 90 | 2400 |
| DD4 | 0 | 389 | SR15 | 90 | 2400 | | | |
| SR5 | 90 | 2400 | D016 | 0 | 407 | | | |
| D06 | 0 | 407 | SR17 | 90 | 2400 | | | |
| SR7 | 90 | 2400 | D018 | 0 | 407 | | | |
| D08 | 0 | 407 | SR19 | 90 | 2400 | | | |
| SR9 | 90 | 2400 | D020 | 0 | 407 | | | |
| D010 | 0 | 407 | SR21 | 90 | 2400 | | | |
| SR11 | 90 | 2400 | D022 | 0 | 407 | | | |

## W10 C90_37-0.95BMT-G350
1 : 85

External Wall :No
Load Bearing :Yes



**Items**

| Item | Pitch Length | Item | Pitch Length | Item | Pitch Length |
|---|---|---|---|---|---|
| PB1 | 0 | 4346 | SR15 | 90 | 2400 | |
| SR2 | 90 | 2400 | D016 | 0 | 407 | |
| PT3 | 0 | 4346 | SR17 | 90 | 2400 | |
| DD4 | 0 | 388 | D018 | 0 | 407 | |
| SR5 | 90 | 2400 | SR19 | 90 | 2400 | |
| D06 | 0 | 407 | D020 | 0 | 407 | |
| SR7 | 90 | 2400 | SR21 | 90 | 2400 | |
| D08 | 0 | 407 | D022 | 0 | 407 | |
| SR9 | 90 | 2400 | SR23 | 90 | 2400 | |
| D010 | 0 | 407 | D024 | 0 | 294 | |
| SR11 | 90 | 2400 | SL25 | 90 | 2400 | |
| D012 | 0 | 407 | | | | |
| SR13 | 90 | 2400 | | | | |
| D014 | 0 | 407 | | | | |

## W11 C90_37-0.95BMT-G350
1 : 85

External Wall :No
Load Bearing :Yes

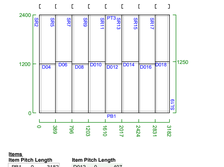

**Items**

| Item | Pitch Length | Item | Pitch Length | Item | Pitch Length |
|---|---|---|---|---|---|
| PB1 | 0 | 3182 | SR15 | 90 | 2400 | |
| SR2 | 90 | 2400 | D016 | 0 | 407 | |
| PT3 | 0 | 3182 | SR17 | 90 | 2400 | |
| DD4 | 0 | 388 | D018 | 0 | 407 | |
| SR5 | 90 | 2400 | SR19 | 90 | 2400 | |
| D06 | 0 | 407 | D020 | 0 | 407 | |
| SR7 | 90 | 2400 | SR21 | 90 | 2400 | |
| D08 | 0 | 407 | D022 | 0 | 407 | |
| SR9 | 90 | 2400 | SR23 | 90 | 2400 | |
| D010 | 0 | 407 | D024 | 0 | 294 | |
| SR11 | 90 | 2400 | SL25 | 90 | 2400 | |
| D012 | 0 | 407 | | | | |
| SR13 | 90 | 2400 | | | | |
| D014 | 0 | 407 | | | | |

## W12 C90_37-0.95BMT-G350
1 : 85

External Wall :No
Load Bearing :Yes



**Items**

| Item | Pitch Length | Item | Pitch Length | Item | Pitch Length |
|---|---|---|---|---|---|
| PB1 | 0 | 4809 | SR15 | 90 | 2400 | |
| SR2 | 90 | 2400 | D016 | 0 | 407 | |
| PT3 | 0 | 4809 | SR17 | 90 | 2400 | |
| DD4 | 0 | 389 | D018 | 0 | 407 | |
| SR5 | 90 | 2400 | SR19 | 90 | 2400 | |
| D06 | 0 | 407 | D020 | 0 | 407 | |
| SR7 | 90 | 2400 | SR21 | 90 | 2400 | |
| D08 | 0 | 407 | D022 | 0 | 407 | |
| SR9 | 90 | 2400 | SR23 | 90 | 2400 | |
| D010 | 0 | 407 | D024 | 0 | 394 | |
| SR11 | 90 | 2400 | D026 | 0 | 390 | |
| SR13 | 90 | 2400 | SL27 | 90 | 2400 | |
| D014 | 0 | 407 | | | | |

## W13 C90_37-0.95BMT-G350
1 : 85

External Wall :No
Load Bearing :Yes

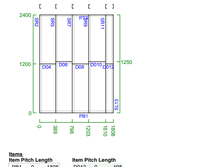

**Items**

| Item | Pitch Length | Item | Pitch Length | Item | Pitch Length |
|---|---|---|---|---|---|
| PB1 | 0 | 1808 | D012 | 0 | 196 | |
| SR2 | 90 | 2400 | SL13 | 90 | 2400 | |
| PT3 | 0 | 1808 | | | | |
| DD4 | 0 | 388 | | | | |
| SR5 | 90 | 2400 | | | | |
| D06 | 0 | 407 | | | | |
| SR7 | 90 | 2400 | | | | |
| D08 | 0 | 407 | | | | |
| SR9 | 90 | 2400 | | | | |
| D010 | 0 | 407 | | | | |
| SR11 | 90 | 2400 | | | | |

## W14 C90_37-0.95BMT-G350
1 : 85

External Wall :No
Load Bearing :Yes



**Items**

| Item | Pitch Length | Item | Pitch Length | Item | Pitch Length |
|---|---|---|---|---|---|
| PB1 | 0 | 3858 | SL12 | 90 | 2400 | D023 | 0 | 407 |
| SR2 | 90 | 2400 | SR13 | 90 | 2400 | SR24 | 90 | 2400 |
| PT3 | 0 | 3858 | D014 | 0 | 407 | D025 | 0 | 407 |
| DD4 | 0 | 388 | SR15 | 90 | 2400 | SR26 | 90 | 2400 |
| SR5 | 90 | 2400 | D016 | 0 | 407 | D027 | 0 | 60 |
| D06 | 0 | 407 | SR17 | 90 | 2400 | D029 | 0 | 407 |
| SR7 | 90 | 2400 | D018 | 0 | 407 | SL28 | 90 | 2400 |
| D08 | 0 | 407 | SR19 | 90 | 2400 | D030 | 0 | 407 |
| SR9 | 90 | 2400 | D020 | 0 | 407 | SR31 | 90 | 2400 |
| D010 | 0 | 407 | SR21 | 90 | 2400 | D032 | 0 | 407 |
| SR11 | 90 | 2400 | D022 | 0 | 407 | SR33 | 90 | 2400 |
| D012 | 0 | 407 | SR23 | 90 | 2400 | D034 | 0 | 407 |
| SR13 | 90 | 2400 | SL24 | 90 | 2400 | SR35 | 90 | 2400 |
| D014 | 0 | 407 | | | | D036 | 0 | 407 |

## W15 C90_37-0.95BMT-G350
1 : 85

External Wall :No
Load Bearing :Yes

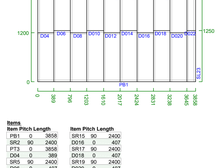

**Items**

| Item | Pitch Length | Item | Pitch Length | Item | Pitch Length |
|---|---|---|---|---|---|
| PB1 | 0 | 3858 | SR15 | 90 | 2400 | |
| SR2 | 90 | 2400 | D016 | 0 | 407 | |
| PT3 | 0 | 3858 | SR17 | 90 | 2400 | |
| DD4 | 0 | 389 | D018 | 0 | 407 | |
| SR5 | 90 | 2400 | SR19 | 90 | 2400 | |
| D06 | 0 | 407 | D020 | 0 | 407 | |
| SR7 | 90 | 2400 | SR21 | 90 | 2400 | |
| D08 | 0 | 407 | D022 | 0 | 213 | |
| SR9 | 90 | 2400 | SL23 | 90 | 2400 | |
| D010 | 0 | 407 | | | | |
| SR11 | 90 | 2400 | | | | |
| D012 | 0 | 104 | | | | |
| SR13 | 90 | 2400 | | | | |
| D014 | 0 | 407 | | | | |

## W16 C90_37-0.95BMT-G350
1 : 85

External Wall :No
Load Bearing :Yes



**Items**

| Item | Pitch Length | Item | Pitch Length | Item | Pitch Length |
|---|---|---|---|---|---|
| PB1 | 0 | 3858 | SL12 | 90 | 2400 | D023 | 0 | 407 |
| SR2 | 90 | 2400 | SR13 | 90 | 2400 | SR24 | 90 | 2400 |
| PT3 | 0 | 3858 | D014 | 0 | 407 | D025 | 0 | 213 |
| DD4 | 0 | 388 | SR15 | 90 | 2400 | SL26 | 90 | 2400 |
| SR5 | 90 | 2400 | D016 | 0 | 407 | | | |
| D06 | 0 | 407 | SR17 | 90 | 2400 | | | |
| SR7 | 90 | 2400 | D018 | 0 | 407 | | | |
| D08 | 0 | 407 | SR19 | 90 | 2400 | | | |
| SR9 | 90 | 2400 | D020 | 0 | 407 | | | |
| D010 | 0 | 357 | SR21 | 90 | 2400 | | | |
| D011 | 0 | 50 | SR22 | 90 | 2400 | | | |

## W17 C90_37-0.95BMT-G350
1 : 85

External Wall :No
Load Bearing :Yes

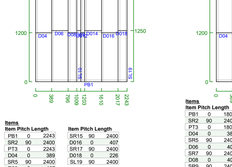

**Items**

| Item | Pitch Length | Item | Pitch Length | Item | Pitch Length |
|---|---|---|---|---|---|
| PB1 | 0 | 2243 | SR15 | 90 | 2400 | |
| SR2 | 90 | 2400 | D016 | 0 | 407 | |
| PT3 | 0 | 2243 | D018 | 0 | 226 | |
| DD4 | 0 | 389 | SL19 | 90 | 2400 | |
| SR5 | 90 | 2400 | | | | |
| D06 | 0 | 407 | | | | |
| SR7 | 90 | 2400 | | | | |
| D08 | 0 | 407 | | | | |
| SR9 | 90 | 2400 | | | | |
| D010 | 0 | 90 | | | | |
| SL10 | 90 | 2400 | | | | |
| SR11 | 90 | 2400 | | | | |
| D012 | 0 | 104 | | | | |
| SR13 | 90 | 2400 | | | | |
| D014 | 0 | 407 | | | | |

## W18 C90_37-0.95BMT-G350
1 : 85

External Wall :No
Load Bearing :Yes

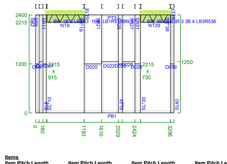

**Items**

| Item | Pitch Length | Item | Pitch Length | Item | Pitch Length | Item | Pitch Length | Item | Pitch Length | Item | Pitch Length | Item | Pitch Length | Item | Pitch Length |
|---|---|---|---|---|---|---|---|---|---|---|---|---|---|---|---|
| PB1 | 0 | 3386 | DD4 | 0 | 90 | SR5 | 90 | 2400 | SL8 | 90 | 2400 | BR12 | 63 | 209 | BL13 | 63 | 209 | BR16 | 63 | 209 | SR*19 | 90 | 2400 | D022 | 0 | 419 |
| SR2 | 90 | 2400 | SR5 | 90 | 2400 | D06 | 0 | 90 | NT8 | 0 | 915 | BR12 | 63 | 209 | BL15 | 63 | 209 | BL17 | 63 | 209 | D020 | 0 | 425 | D023 | 0 | 90 |
| PT3 | 0 | 3386 | D06 | 0 | 90 | | | | | | | | | | | | | BL18 | 90 | 185 | SR21 | 90 | 2400 | BL24 | 90 | 2400 |

**Bracing**

| Type | X Range | Y Range | Length | Near / Far | Width / Gauge | Width | Connection | Location |
|---|---|---|---|---|---|---|---|---|
| Plate | 232 - 1223 | 2215 - 2515 | 991 | Near | | 300 | | |
| Plate | 232 - 1223 | 2215 - 2515 | 991 | Far | | 300 | | |
| Plate | 2530 - 3336 | 2215 - 2515 | 806 | Near | | 300 | | |
| Plate | 2530 - 3336 | 2215 - 2515 | 806 | Far | | 300 | | |

## W19 C90_37-0.95BMT-G350
1 : 85

External Wall :No
Load Bearing :Yes

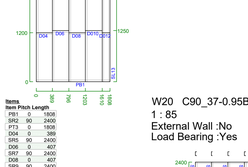

**Items**

| Item | Pitch Length |
|---|---|
| PB1 | 0 | 1836 |
| SR2 | 90 | 2400 |
| PT3 | 0 | 1836 |
| DD4 | 0 | 389 |
| SR5 | 90 | 2400 |
| D06 | 0 | 407 |
| SR7 | 90 | 2400 |
| D08 | 0 | 407 |
| SR9 | 90 | 2400 |
| D010 | 0 | 407 |
| SR11 | 90 | 2400 |
| D012 | 0 | 198 |
| SL13 | 90 | 2400 |

## W20 C90_37-0.95BMT-G350
1 : 85

External Wall :No
Load Bearing :Yes

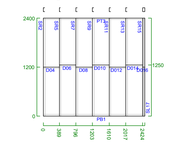

**Items**

| Item | Pitch Length | Item | Pitch Length |
|---|---|---|---|
| PB1 | 0 | 2477 | D012 | 0 | 407 |
| SR2 | 90 | 2400 | SR13 | 90 | 2400 |
| PT3 | 0 | 2477 | D014 | 0 | 407 |
| DD4 | 0 | 389 | SR15 | 90 | 2400 |
| SR5 | 90 | 2400 | D016 | 0 | 53 |
| D06 | 0 | 407 | SL17 | 90 | 2400 |
| SR7 | 90 | 2400 | | | |
| D08 | 

## W21 C90_37-0.95BMT-G350
1 : 85
External Wall :No
Load Bearing :Yes



Items

| Item Pitch | Length | Item Pitch | Length | Item Pitch | Length |
|---|---|---|---|---|---|
| PB1 0 | 4486 | SR13 90 | 2400 | SR29 90 | 2400 |
| SR2 90 | 2400 | D016 0 | 407 | SL30 90 | 2400 |
| PT3 0 | 4486 | SR17 90 | 2400 | | |
| D04 0 | 89 | D018 0 | 407 | | |
| D05 0 | 389 | SR21 90 | 2400 | | |
| D06 0 | 407 | D020 0 | 407 | | |
| SR7 90 | 2400 | SR23 90 | 2400 | | |
| D08 0 | 210 | D022 0 | 407 | | |
| SR9 90 | 2400 | SR25 90 | 2400 | | |
| D010 0 | 407 | D026 0 | 407 | | |
| SR11 90 | 2400 | SR29 90 | 2400 | | |
| D012 0 | 407 | D028 0 | 407 | | |
| SR13 90 | 2400 | SR27 90 | 2400 | | |
| D014 0 | 407 | D026 0 | 407 | | |

## W46 C90_37-0.95BMT-G350
1 : 93
External Wall :No
Load Bearing :No

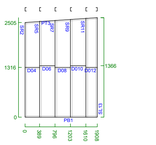

Items

| Item Pitch | Length | Item Pitch | Length |
|---|---|---|---|
| PB1 0 | 1908 | D012 0 | 298 |
| SR2 90 | 2505 | SL13 90 | 2632 |
| PT3 4 | 1912 | | |
| D04 0 | 389 | | |
| SR5 90 | 2531 | | |
| D06 0 | 2582 | | |
| SR8 90 | 2582 | | |
| D08 0 | 407 | | |
| SR9 90 | 2585 | | |
| D010 0 | 407 | | |
| SR11 90 | 2612 | | |

## W23 C90_37-0.95BMT-G350
1 : 85
External Wall :No
Load Bearing :Yes

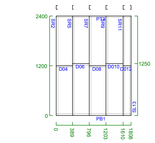

Items

| Item Pitch | Length |
|---|---|
| PB1 0 | 1936 |
| SR2 90 | 2400 |
| PT3 0 | 1936 |
| D04 0 | 389 |
| SR5 90 | 2400 |
| D06 0 | 407 |
| SR8 90 | 2400 |
| D08 0 | 407 |
| SR9 90 | 2400 |
| D010 0 | 407 |
| SL13 90 | 2400 |

## W25 C90_37-0.95BMT-G350
1 : 320
External Wall :No
Load Bearing :No



Items

| Item Pitch | Length | Item Pitch | Length | Item Pitch | Length | Item Pitch | Length | Item Pitch | Length | Item Pitch | Length | Item Pitch | Length | Item Pitch | Length |
|---|---|---|---|---|---|---|---|---|---|---|---|---|---|---|---|
| PB1 0 | 29392 | SR24 90 | 2980 | SL*47 90 | 2980 | BR70 61 | 341 | D093 0 | 124 | D0116 0 | 407 | SR139 90 | 2980 | D0162 0 | 407 |
| SR2 90 | 2980 | D025 0 | 407 | NB48 0 | 2530 | BL71 61 | 341 | SR94 90 | 2980 | D0117 0 | 407 | SL*48 90 | 2980 | SR163 90 | 2980 |
| PT3 0 | 29392 | D026 0 | 407 | NT49 0 | 2530 | SR72 90 | 883 | D095 0 | 407 | SR118 90 | 2980 | D0141 0 | 407 | D0164 0 | 407 |
| D04 0 | 89 | SR27 90 | 2980 | SR73 90 | 100 | D096 0 | 407 | SR119 90 | 2980 | D0119 0 | 407 | SR142 90 | 2980 | D0165 0 | 407 |
| D05 0 | 89 | D028 0 | 407 | NT51 0 | 2530 | SR74 90 | 463 | SR97 90 | 2980 | D0120 0 | 407 | D0143 0 | 407 | SR166 90 | 2980 |
| SR6 90 | 2980 | D029 0 | 407 | SR52 90 | 765 | BR75 61 | 341 | D098 0 | 407 | D0121 0 | 407 | SR144 90 | 2980 | D0167 0 | 407 |
| D07 0 | 300 | SR30 90 | 2980 | D053 0 | 2526 | BL76 61 | 341 | D099 0 | 407 | D0122 0 | 407 | SR145 90 | 2980 | D0168 0 | 407 |
| D08 0 | 300 | D031 0 | 407 | U054 0 | 2526 | SR77 90 | 883 | SR100 90 | 2980 | D0123 0 | 407 | D0146 0 | 407 | SR169 90 | 2980 |
| SR9 90 | 2980 | D032 0 | 407 | BR55 61 | 341 | SR78 90 | 100 | D0101 0 | 407 | SR124 90 | 2980 | D0147 0 | 407 | D0170 0 | 407 |
| D010 0 | 407 | SR33 90 | 2980 | BL56 61 | 341 | SR79 90 | 463 | D0102 0 | 407 | D0125 0 | 407 | SR148 90 | 2980 | D0171 0 | 407 |
| D011 0 | 407 | D034 0 | 407 | SR57 90 | 883 | BR80 61 | 341 | SR103 90 | 2980 | D0126 0 | 407 | D0149 0 | 407 | SL*172 90 | 2980 |
| SR12 90 | 2980 | D035 0 | 407 | SR58 90 | 100 | BL81 61 | 341 | D0104 0 | 407 | SR127 90 | 2980 | D0150 0 | 407 | SR173 90 | 2980 |
| D013 0 | 407 | SR36 90 | 2980 | SR59 90 | 463 | SR82 90 | 883 | D0105 0 | 407 | D0128 0 | 407 | SR151 90 | 2980 | D0174 0 | 100 |
| SR15 90 | 2980 | D037 0 | 407 | BR60 61 | 341 | BL83 61 | 341 | SR106 90 | 2980 | D0129 0 | 407 | D0152 0 | 407 | SR175 90 | 2980 |
| SR16 90 | 2980 | D038 0 | 407 | BL61 61 | 341 | SR84 90 | 463 | SR107 90 | 2980 | D0130 0 | 407 | SR154 90 | 2980 | D0176 0 | 407 |
| D016 0 | 407 | SR39 90 | 2980 | SR62 90 | 883 | SL85 90 | 765 | D0108 0 | 407 | D0131 0 | 407 | SR156 90 | 2980 | D0177 0 | 407 |
| D017 0 | 407 | D040 0 | 407 | SR63 90 | 100 | SR*86 90 | 2980 | SR109 90 | 2980 | D0132 0 | 407 | D0155 0 | 407 | SR178 90 | 2980 |
| SR18 90 | 2980 | D041 0 | 398 | SR64 90 | 463 | BR87 61 | 341 | D0110 0 | 407 | SR133 90 | 2980 | D0156 0 | 407 | NT179 0 | 2530 |
| D019 0 | 407 | SR42 90 | 2980 | BL65 61 | 341 | SR88 90 | 883 | D0111 0 | 407 | SR135 90 | 2980 | D0157 0 | 407 | NB180 0 | 2530 |
| D020 0 | 407 | SR*43 90 | 2980 | BL66 61 | 341 | SR89 90 | 463 | SR112 90 | 2980 | D0135 0 | 407 | D0158 0 | 407 | NT181 0 | 2530 |
| SR21 90 | 2980 | D044 0 | 100 | SR67 90 | 883 | SL*90 90 | 2980 | D0113 0 | 407 | SR136 90 | 2980 | D0159 0 | 407 | SR182 90 | 765 |
| D022 0 | 407 | D045 0 | 100 | SR68 90 | 100 | SR*91 90 | 2980 | D0114 0 | 407 | D0137 0 | 407 | SR160 90 | 2980 | D0183 0 | 2526 |
| D023 0 | 407 | D046 0 | 100 | SR69 90 | 463 | SR92 90 | 124 | SR115 90 | 2980 | D0138 0 | 407 | D0161 0 | 407 | U0184 0 | 2526 |

## W27 C90_37-0.95BMT-G350
1 : 320
External Wall :No
Load Bearing :No



Items

| Item Pitch | Length | Item Pitch | Length | Item Pitch | Length | Item Pitch | Length | Item Pitch | Length | Item Pitch | Length | Item Pitch | Length | Item Pitch | Length |
|---|---|---|---|---|---|---|---|---|---|---|---|---|---|---|---|
| PB1 0 | 29392 | SR24 90 | 2980 | NT47 0 | 2530 | SR70 90 | 100 | D093 0 | 407 | D0116 0 | 407 | SR139 90 | 2980 | D0162 0 | 407 |
| SR2 90 | 2980 | D025 0 | 407 | SL*48 90 | 2980 | BR71 61 | 341 | SR94 90 | 2980 | D0117 0 | 407 | SR141 90 | 2980 | D0163 0 | 407 |
| PT3 0 | 29392 | D026 0 | 407 | SR49 90 | 765 | BR72 61 | 341 | D095 0 | 407 | SR118 90 | 2980 | D0141 0 | 407 | D0164 0 | 407 |
| D04 0 | 139 | SR27 90 | 2980 | D050 0 | 2526 | BL73 61 | 341 | D096 0 | 407 | D0119 0 | 407 | SR142 90 | 2980 | D0165 0 | 407 |
| D05 0 | 139 | D028 0 | 407 | U051 0 | 2526 | SR74 90 | 883 | SR97 90 | 2980 | D0120 0 | 407 | D0143 0 | 407 | SR166 90 | 2980 |
| SR6 90 | 2980 | D029 0 | 407 | BR52 61 | 341 | BR75 61 | 341 | D098 0 | 407 | D0121 0 | 407 | SR144 90 | 2980 | D0167 0 | 407 |
| D07 0 | 250 | SR30 90 | 2980 | BL53 61 | 341 | SR76 90 | 463 | D099 0 | 407 | D0122 0 | 407 | SR145 90 | 2980 | D0168 0 | 407 |
| D08 0 | 250 | D031 0 | 407 | SR54 90 | 883 | BR77 61 | 341 | SR100 90 | 2980 | D0123 0 | 407 | D0146 0 | 407 | SR169 90 | 2980 |
| SR9 90 | 2980 | D032 0 | 407 | SR55 90 | 100 | BL78 61 | 341 | D0101 0 | 407 | SR124 90 | 2980 | D0147 0 | 407 | D0170 0 | 407 |
| D010 0 | 407 | SR33 90 | 2980 | SR56 90 | 463 | SR79 90 | 883 | D0102 0 | 407 | D0125 0 | 407 | SR148 90 | 2980 | D0171 0 | 407 |
| D011 0 | 407 | D034 0 | 407 | BR57 61 | 341 | SR80 90 | 100 | SR103 90 | 2980 | D0126 0 | 407 | D0149 0 | 407 | SL*172 90 | 2980 |
| SR12 90 | 2980 | D035 0 | 407 | BL58 61 | 341 | SR81 90 | 463 | D0104 0 | 407 | SR127 90 | 2980 | D0150 0 | 407 | SR173 90 | 2980 |
| D013 0 | 407 | SR36 90 | 2980 | SR59 90 | 883 | SL82 90 | 765 | D0105 0 | 407 | D0128 0 | 407 | SR151 90 | 2980 | D0174 0 | 407 |
| SR15 90 | 2980 | D037 0 | 407 | BR60 61 | 341 | BL83 61 | 341 | SR106 90 | 2980 | D0129 0 | 407 | D0152 0 | 407 | SR175 90 | 2980 |
| SR16 90 | 2980 | D038 0 | 407 | BL61 61 | 341 | SR84 90 | 463 | SR107 90 | 2980 | D0130 0 | 407 | SR154 90 | 2980 | D0176 0 | 407 |
| D016 0 | 407 | SL*39 90 | 2980 | BR62 61 | 341 | D085 0 | 100 | D0108 0 | 407 | D0131 0 | 407 | SR156 90 | 2980 | D0177 0 | 407 |
| D017 0 | 407 | SR40 90 | 2980 | BL63 61 | 341 | U086 0 | 100 | SR109 90 | 2980 | D0132 0 | 407 | SR157 90 | 2980 | SR178 90 | 2980 |
| SR18 90 | 2980 | D041 0 | 100 | SR64 90 | 883 | SL*87 90 | 2980 | D0110 0 | 407 | SR133 90 | 2980 | D0156 0 | 407 | D0179 0 | 407 |
| D019 0 | 407 | SR42 90 | 2980 | BL65 61 | 341 | SR88 90 | 2980 | D0111 0 | 407 | SR134 90 | 2980 | D0157 0 | 407 | NB180 0 | 2530 |
| D020 0 | 407 | U043 0 | 100 | SR66 90 | 463 | D089 0 | 126 | SR112 90 | 2980 | D0135 0 | 407 | D0158 0 | 407 | NT181 0 | 2530 |
| SR21 90 | 2980 | D044 0 | 100 | BR67 61 | 341 | D090 0 | 126 | D0113 0 | 407 | SR136 90 | 2980 | D0159 0 | 407 | SR182 90 | 765 |
| D022 0 | 407 | D045 0 | 100 | SR68 90 | 883 | SR91 90 | 2980 | D0114 0 | 407 | D0137 0 | 407 | SR160 90 | 2980 | D0183 0 | 2526 |
| D023 0 | 407 | D046 0 | 100 | SR69 90 | 463 | D092 0 | 407 | SR115 90 | 2980 | D0138 0 | 407 | D0161 0 | 407 | U0184 0 | 2526 |

## W22 C90_37-0.95BMT-G350
1 : 85
External Wall :No
Load Bearing :Yes

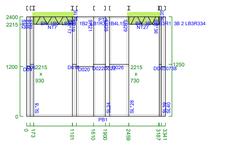

Items

| Item Pitch | Length | Item Pitch | Length | Item Pitch | Length | Item Pitch | Length | Item Pitch | Length | Item Pitch | Length | Item Pitch | Length | Item Pitch | Length |
|---|---|---|---|---|---|---|---|---|---|---|---|---|---|---|---|
| PB1 0 | 3341 | D04 0 | 90 | NT7 0 | 930 | BR10 62 | 210 | BL13 62 | 210 | SL16 90 | 185 | SR19 90 | 2400 | D022 0 | 290 |
| SR2 90 | 3341 | SR5 90 | 2400 | SL8 90 | 2400 | BR14 62 | 210 | SR*17 90 | 2400 | D020 0 | 407 | D023 0 | 90 | | |
| PT3 0 | 3341 | D06 0 | 83 | SR9 90 | 185 | BR12 62 | 210 | BL15 62 | 210 | D018 0 | 100 | SR21 90 | 2400 | SL24 90 | 2400 |

Bracing

| Type | X Range | Y Range | Length | Near / Far | Width / Gauge | Width | Connection | Location |
|---|---|---|---|---|---|---|---|---|
| Plate | 135 - 1141 | 2215 - 2515 | 1006 | Near | | 300 | | |
| Plate | 135 - 1141 | 2215 - 2515 | 1006 | Far | | 300 | | |
| Plate | 2421 - 3227 | 2215 - 2515 | 806 | Near | | 300 | | |
| Plate | 2421 - 3227 | 2215 - 2515 | 806 | Far | | 300 | | |

## W24 C90_37-0.95BMT-G350
1 : 85
External Wall :No
Load Bearing :Yes

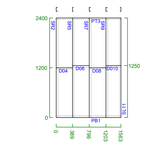

Items

| Item Pitch | Length |
|---|---|
| PB1 0 | 1563 |
| SR2 90 | 2400 |
| PT3 0 | 1563 |
| D04 0 | 389 |
| SR5 90 | 2400 |
| D06 0 | 407 |
| SR7 90 | 2400 |
| D08 0 | 407 |
| SR9 90 | 2400 |
| D010 0 | 360 |
| SL11 90 | 2400 |

## W26 C90_37-0.95BMT-G350
1 : 105
External Wall :No
Load Bearing :No

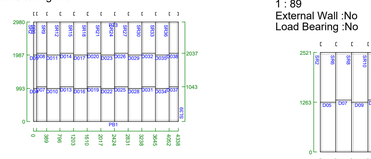

Items

| Item Pitch | Length | Item Pitch | Length | Item Pitch | Length | Item Pitch | Length | Item Pitch | Length | Item Pitch | Length | Item Pitch | Length | Item Pitch | Length |
|---|---|---|---|---|---|---|---|---|---|---|---|---|---|---|---|
| PB1 0 | 4336 | SR12 90 | 2980 | D023 0 | 407 | | | | | | | | | | |
| SR2 90 | 2980 | D013 0 | 407 | SR24 90 | 2980 | D025 0 | 407 | | | | | | | | |
| PT3 0 | 4336 | D014 0 | 407 | D026 0 | 407 | | | | | | | | | | |
| D04 0 | 89 | SR15 90 | 2980 | SR27 90 | 2980 | | | | | | | | | | |
| SR5 90 | 2980 | D017 0 | 407 | D028 0 | 407 | | | | | | | | | | |
| D06 0 | 300 | SR18 90 | 2980 | D029 0 | 407 | | | | | | | | | | |
| D07 0 | 300 | D019 0 | 407 | SR30 90 | 2980 | | | | | | | | | | |
| SR8 90 | 2980 | D020 0 | 407 | D031 0 | 407 | | | | | | | | | | |
| D08 0 | 300 | SR21 90 | 2980 | SR32 90 | 2980 | | | | | | | | | | |
| SR9 90 | 2980 | D022 0 | 407 | D032 0 | 407 | | | | | | | | | | |
| D010 0 | 407 | SR24 90 | 2980 | D033 0 | 407 | | | | | | | | | | |
| D011 0 | 407 | D025 0 | 407 | D034 0 | 407 | | | | | | | | | | |

## W56 C90_37-0.95BMT-G350
1 : 89
External Wall :No
Load Bearing :No

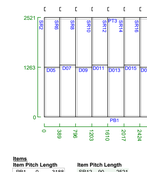

Items

| Item Pitch | Length | Item Pitch | Length |
|---|---|---|---|
| PB1 0 | 3186 | SR12 90 | 2521 |
| SR2 90 | 2521 | D013 0 | 407 |
| PT3 0 | 3099 | SR14 90 | 2521 |
| PT4 4 | 89 | D015 0 | 407 |
| D05 0 | 389 | SR16 90 | 2521 |
| SR6 90 | 2521 | D017 0 | 407 |
| D07 0 | 407 | SR18 90 | 2521 |
| SR8 90 | 2521 | D019 0 | 357 |
| D09 0 | 407 | SL20 90 | 2527 |
| SR10 90 | 2521 | | |

## W28 C90_37-0.95BMT-G350
1 : 105
External Wall :No
Load Bearing :No

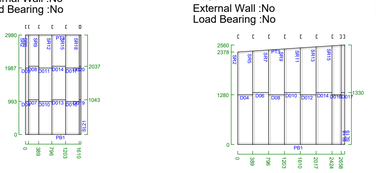

Items

| Item Pitch | Length | Item Pitch | Length |
|---|---|---|---|
| PB1 0 | 1658 | SR12 90 | 2980 |
| SR2 90 | 2980 | D013 0 | 407 |
| PT3 0 | 1658 | D014 0 | 407 |
| D04 0 | 89 | SR15 90 | 2980 |
| SR5 90 | 2980 | D016 0 | 407 |
| D06 0 | 389 | D017 0 | 407 |
| SR7 90 | 2980 | SR18 90 | 2980 |
| D08 0 | 300 | D019 0 | 48 |
| SR9 90 | 2980 | D020 0 | 48 |
| D010 0 | 407 | SL21 90 | 2980 |
| D011 0 | 407 | | |

## W44 C90_37-0.95BMT-G350
1 : 91
External Wall :No
Load Bearing :No



Items

| Item Pitch | Length | Item Pitch | Length |
|---|---|---|---|
| PB1 0 | 2747 | D012 0 | 407 |
| SR2 90 | 2378 | SR13 90 | 2512 |
| PT3 4 | 2753 | D014 0 | 407 |
| D04 0 | 389 | SR15 90 | 2539 |
| SR5 90 | 2404 | D016 0 | 234 |
| D06 0 | 407 | D017 0 | 89 |
| SR7 90 | 2431 | SL18 90 | 2554 |
| D08 0 | 407 | SL19 90 | 2560 |
| SR9 90 | 2436 | | |
| D010 0 | 407 | | |
| SR11 90 | 2485 | | |

## W45 C90_37-0.95BMT-G350
1 : 91
External Wall :No
Load Bearing :No

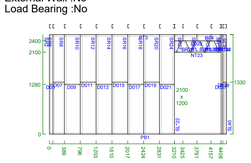

Items

| Item Pitch | Length | Item Pitch | Length | Item Pitch | Length |
|---|---|---|---|---|---|
| PB1 0 | 4549 | D015 0 | 407 | SR28 90 | 327 |
| SR2 90 | 2554 | SR16 90 | 2554 | SR30 90 | 154 |
| PT3 0 | 4459 | D017 0 | 407 | SL31 66 | 327 |
| PT4 4 | 90 | SR18 90 | 2554 | SR32 66 | 327 |
| D05 0 | 89 | D019 0 | 407 | SR33 90 | 154 |
| SR6 90 | 2554 | SR20 90 | 2554 | SL34 66 | 327 |
| D07 0 | 300 | D021 0 | 379 | SL35 90 | 454 |
| SR8 90 | 2554 | SL*22 90 | 2554 | SR*36 90 | 2554 |
| D08 0 | 300 | SR23 90 | 2554 | D037 0 | 407 |
| SR10 90 | 2554 | D024 0 | 407 | SR38 90 | 2554 |
| D011 0 | 407 | D025 0 | 1196 | D039 0 | 90 |
| SR12 90 | 2554 | SR26 66 | 327 | SR40 90 | 2554 |
| D013 0 | 407 | SR27 90 | 154 | | |
| SR14 90 | 2554 | SL28 66 | 327 | | |

## W29 C140_46-0.95BMT-G350
1 : 258
External Wall :No
Load Bearing :No



Items

| Item Pitch | Length | Item Pitch | Length | Item Pitch | Length | Item Pitch | Length | Item Pitch | Length | Item Pitch | Length | Item Pitch | Length | Item Pitch | Length |
|---|---|---|---|---|---|---|---|---|---|---|---|---|---|---|---|
| PB1 0 | 12568 | SL15 90 | 7300 | SL29 90 | 7300 | SL43 90 | 7300 | SL57 90 | 7300 | SL71 90 | 7300 | SL85 90 | 7300 | SL99 90 | 7300 |
| SR2 90 | 7300 | SR16 90 | 7300 | SR30 90 | 7300 | SR44 90 | 7300 | SR58 90 | 7300 | SR72 90 | 7300 | SR86 90 | 7300 | SR100 90 | 7300 |
| PT3 0 | 12568 | D017 0 | 405 | D031 0 | 405 | D045 0 | 405 | D059 0 | 405 | D073 0 | 405 | D087 0 | 405 | D0101 0 | 405 |
| D04 0 | 49 | D018 0 | 405 | D032 0 | 405 | D046 0 | 405 | D060 0 | 405 | D074 0 | 405 | D088 0 | 405 | D0102 0 | 405 |
| D05 0 | 49 | D019 0 | 405 | D033 0 | 405 | D047 0 | 405 | D061 0 | 405 | D075 0 | 257 | D089 0 | 405 | D0103 0 | 405 |
| D06 0 | 49 | D020 0 | 405 | D034 0 | 405 | D048 0 | 405 | D062 0 | 405 | D076 0 | 257 | D090 0 | 405 | D0104 0 | 405 |
| D07 0 | 49 | D021 0 | 405 | D035 0 | 405 | D049 0 | 405 | D063 0 | 405 | D077 0 | 257 | D091 0 | 405 | D0105 0 | 405 |
| D08 0 | 49 | SL22 90 | 7300 | SL36 90 | 7300 | SL50 90 | 7300 | SL64 90 | 7300 | SL78 90 | 7300 | SL92 90 | 7300 | SL106 90 | 7300 |
| SL9 90 | 7300 | SR23 90 | 7300 | SR37 90 | 7300 | SR51 90 | 7300 | SR65 90 | 7300 | SR79 90 | 7300 | SR93 90 | 7300 | SR107 90 | 7300 |
| D010 0 | 340 | D024 0 | 405 | D038 0 | 405 | D052 0 | 405 | D066 0 | 405 | D080 0 | 405 | D094 0 | 405 | D0108 0 | 405 |
| SR11 90 | 2525 | D025 0 | 405 | D039 0 | 405 | D053 0 | 405 | D067 0 | 405 | D081 0 | 405 | D095 0 | 405 | D0109 0 | 405 |
| D012 0 | 340 | D026 0 | 405 | D040 0 | 405 | D054 0 | 405 | D068 0 | 405 | D082 0 | 405 | D096 0 | 405 | D0110 0 | 405 |
| D013 0 | 340 | D027 0 | 405 | D041 0 | 405 | D055 0 | 405 | D069 0 | 405 | D083 0 | 405 | D097 0 | 405 | D0111 0 | 405 |
| D014 0 | 340 | D028 0 | 405 | D042 0 | 405 | D056 0 | 405 | D070 0 | 405 | D084 0 | 405 | D098 0 | 405 | D0112 0 | 405 |

## W30 C140_46-0.95BMT-G350
1 : 257
External Wall :No
Load Bearing :No

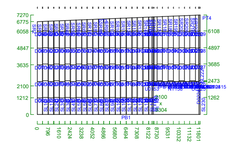

Items

| Item Pitch | Length | Item Pitch | Length | Item Pitch | Length | Item Pitch | Length | Item Pitch | Length | Item Pitch | Length | Item Pitch | Length | Item Pitch | Length |
|---|---|---|---|---|---|---|---|---|---|---|---|---|---|---|---|
| PB1 0 | 11894 | SR11 90 | 6792 | D021 0 | 405 | D041 0 | 405 | D051 0 | 405 | D061 0 | 405 | D071 0 | 405 | | |
| SR2 90 | 6775 | D012 0 | 405 | D022 0 | 405 | SL32 90 | 6894 | SL52 90 | 6894 | D062 0 | 405 | D072 0 | 405 | | |
| PT3 2 | 11814 | D013 0 | 405 | D023 0 | 405 | D033 0 | 405 | SR53 90 | 6894 | D063 0 | 405 | SL73 90 | 6945 | | |
| PT4 0 | 90 | D014 0 | 405 | SL24 90 | 6826 | D034 0 | 405 | D054 0 | 405 | D064 0 | 405 | SR74 90 | 6945 | | |
| D05 0 | 389 | D015 0 | 405 | D025 0 | 405 | D035 0 | 405 | SL45 90 | 6877 | D065 0 | 405 | D075 0 | 405 | | |
| D06 0 | 389 | D016 0 | 405 | D026 0 | 405 | D036 0 | 405 | SR46 90 | 6877 | D056 0 | 405 | SL66 90 | 6928 | D076 0 | 405 |
| D07 0 | 389 | SL17 90 | 6809 | D027 0 | 405 | D037 0 | 405 | D047 0 | 405 | D057 0 | 405 | SR67 90 | 6928 | D077 0 | 405 |
| U06 0 | 389 | SR18 90 | 6809 | D028 0 | 405 | SR38 90 | 6860 | D048 0 | 405 | D058 0 | 405 | D068 0 | 405 | D078 0 | 405 |
| D08 0 | 389 | D019 0 | 405 | D029 0 | 405 | D039 0 | 6860 | D049 0 | 405 | SL59 90 | 6911 | D069 0 | 405 | D079 0 | 405 |
| SL10 90 | 6792 | D020 0 | 405 | D030 0 | 405 | D040 0 | 405 | D050 0 | 405 | SR60 90 | 6911 | D070 0 | 405 | SL80 90 | 6962 |

## W32 C90_37-0.95BMT-G350
1 : 105
External Wall :No
Load Bearing :No

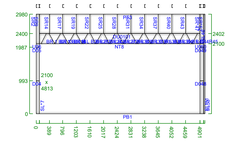

Items

| Item Pitch | Length | Item Pitch | Length | Item Pitch | Length | Item Pitch | Length | Item Pitch | Length | Item Pitch | Length | Item Pitch | Length | Item Pitch | Length |
|---|---|---|---|---|---|---|---|---|---|---|---|---|---|---|---|
| PB1 0 | 5042 | BR12 61 | 343 | BL23 61 | 343 | SR34 90 | 578 | BR45 61 | 343 | | | | | | |
| SR2 90 | 2980 | BL13 61 | 343 | BR24 61 | 343 | BL35 61 | 343 | SL46 90 | 880 | | | | | | |
| PT3 0 | 5042 | BR14 90 | 578 | BR25 90 | 578 | BR36 61 | 343 | SR*47 90 | 2980 | | | | | | |
| D04 0 | 90 | BR15 61 | 343 | BL26 61 | 343 | SR37 90 | 578 | D048 0 | 100 | | | | | | |
| D05 0 | 90 | BL16 61 | 343 | BR27 61 | 343 | BL38 61 | 343 | D049 0 | 100 | | | | | | |
| SL*6 90 | 2980 | SR17 90 | 578 | SR28 90 | 578 | BR39 61 | 343 | U050 0 | 100 | | | | | | |
| NT8 0 | 4813 | SR19 90 | 578 | BR30 61 | 343 | BL41 61 | 343 | SR*52 90 | 2980 | | | | | | |
| SR9 90 | 880 | BL20 61 | 343 | SR31 90 | 578 | BR42 61 | 343 | SL53 90 | 2980 | | | | | | |
| D010 0 | 4809 | BR21 61 | 343 | BL32 61 | 343 | SR43 90 | 578 | | | | | | | | |
| U011 0 | 4809 | SR22 90 | 578 | BR33 61 | 343 | BL44 61 | 343 | | | | | | | | |

## W52 C90_37-0.95BMT-G350
1 : 88
External Wall :No
Load Bearing :No

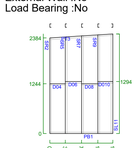

Items

| Item Pitch | Length | Item Pitch | Length |
|---|---|---|---|
| PB1 0 | 1568 | | |
| SR2 90 | 2384 | | |
| PT3 4 | 1571 | | |
| D04 0 | 389 | | |
| SR5 90 | 2410 | | |
| D06 0 | 407 | | |
| SR7 90 | 2437 | | |
| D08 0 | 407 | | |
| SR9 90 | 2464 | | |
| D010 0 | 407 | | |
| SL11 90 | 2488 | | |

## W53 C90_37-0.95BMT-G350
1 : 105
External Wall :No
Load Bearing :No

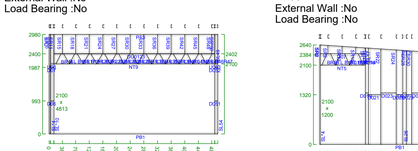

Items

| Item Pitch | Length | Item Pitch | Length | Item Pitch | Length | Item Pitch | Length | Item Pitch | Length | Item Pitch | Length | Item Pitch | Length | Item Pitch | Length |
|---|---|---|---|---|---|---|---|---|---|---|---|---|---|---|---|
| PB1 0 | 5042 | SR15 90 | 578 | BR26 61 | 343 | BL43 61 | 343 | | | | | | | | |
| SR2 90 | 2980 | BL16 61 | 343 | SR30 90 | 578 | BR44 61 | 343 | | | | | | | | |
| PT3 0 | 5042 | BR17 61 | 343 | BL31 61 | 343 | SR45 90 | 578 | | | | | | | | |
| SL*4 90 | 2980 | SR18 90 | 578 | BR32 61 | 343 | BL46 61 | 343 | | | | | | | | |
| D05 0 | 90 | BL19 61 | 343 | SR33 90 | 578 | BR47 61 | 343 | | | | | | | | |
| D06 0 | 100 | BR20 61 | 343 | BL34 61 | 343 | SR48 90 | 578 | | | | | | | | |
| D07 0 | 100 | SR21 90 | 578 | BR35 61 | 343 | SL49 90 | 880 | | | | | | | | |
| U08 0 | 100 | BL22 61 | 343 | SR36 90 | 578 | SR*50 90 | 2980 | | | | | | | | |
| NT9 0 | 4813 | BR23 61 | 343 | BL37 61 | 343 | D051 0 | 89 | | | | | | | | |
| SL*10 90 | 2980 | SR24 90 | 578 | BR38 61 | 343 | D052 0 | 89 | | | | | | | | |
| PT11 0 | 4809 | BL25 61 | 343 | SR39 90 | 578 | U053 0 | 89 | | | | | | | | |
| D012 0 | 4809 | BR26 61 | 343 | BL40 61 | 343 | SL54 90 | 2980 | | | | | | | | |
| U013 0 | 4809 | SR27 90 | 578 | BR41 61 | 343 | | | | | | | | | | |
| BR14 61 | 343 | BL28 61 | 343 | SR42 90 | 578 | | | | | | | | | | |

## W34 C140_46-0.95BMT-G350
1 : 258
External Wall :No
Load Bearing :No

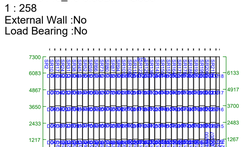

Items

| Item Pitch | Length | Item Pitch | Length | Item Pitch | Length | Item Pitch | Length | Item Pitch | Length | Item Pitch | Length | Item Pitch | Length | Item Pitch | Length |
|---|---|---|---|---|---|---|---|---|---|---|---|---|---|---|---|
| PB1 0 | 4912 | SL15 90 | 284 | SR29 90 | 2499 | D043 0 | 343 | | | | | | | | |
| SR2 90 | 2499 | SR*16 90 | 2499 | D030 0 | 279 | SR44 90 | 2499 | | | | | | | | |
| PT3 0 | 4912 | D017 0 | 90 | SL31 90 | 2499 | D045 0 | 407 | | | | | | | | |
| D04 0 | 389 | SL*18 90 | 2499 | D032 0 | 76 | SR46 90 | 2499 | | | | | | | | |
| SR5 90 | 2499 | NT19 0 | 730 | SL*33 90 | 2499 | D047 0 | 407 | | | | | | | | |
| D06 0 | 195 | SR20 90 | 284 | NT34 0 | 930 | SR48 90 | 2499 | | | | | | | | |
| SL*7 90 | 2499 | U021 0 | 726 | SR35 90 | 284 | D049 0 | 66 | | | | | | | | |
| NT8 0 | 730 | BR22 61 | 308 | U036 0 | 926 | SL50 90 | 2499 | | | | | | | | |
| SR9 90 | 284 | BL23 61 | 308 | BR37 61 | 341 | | | | | | | | | | |
| U010 0 | 726 | BR24 61 | 308 | BL38 59 | 330 | | | | | | | | | | |
| BR11 61 | 308 | BL25 61 | 308 | BR39 59 | 330 | | | | | | | | | | |
| BL12 61 | 308 | SL26 90 | 284 | BL40 59 | 330 | | | | | | | | | | |
| BR13 61 | 308 | SR*27 90 | 2499 | SL41 90 | 284 | | | | | | | | | | |
| BL14 61 | 308 | D028 0 | 290 | SR*42 90 | 2499 | | | | | | | | | | |

## W41 C90_37-0.95BMT-G350
1 : 89
External Wall :No
Load Bearing :No

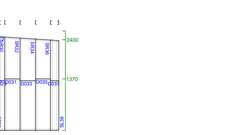

Items

| Item Pitch | Length | Item Pitch | Length | Item Pitch | Length | Item Pitch | Length | Item Pitch | Length | Item Pitch | Length | Item Pitch | Length | Item Pitch | Length |
|---|---|---|---|---|---|---|---|---|---|---|---|---|---|---|---|
| PB1 0 | 5961 | SR15 90 | 218 | D029 0 | 407 | | | | | | | | | | |
| SR2 90 | 2433 | U016 0 | 226 | D030 0 | 407 | | | | | | | | | | |
| PT3 0 | 5961 | BR17 56 | 264 | D031 0 | 407 | | | | | | | | | | |
| D04 0 | 389 | BL18 56 | 264 | SR32 90 | 2433 | | | | | | | | | | |
| SR5 90 | 2433 | BR19 56 | 264 | D033 0 | 47 | | | | | | | | | | |
| D06 0 | 407 | BL20 56 | 264 | SL34 90 | 2433 | | | | | | | | | | |
| SR7 90 | 2433 | BR21 56 | 264 | D035 0 | 90 | | | | | | | | | | |
| D08 0 | 407 | BL22 56 | 264 | SR36 90 | 2433 | | | | | | | | | | |
| SR9 90 | 2433 | BL23 90 | 218 | D037 0 | 270 | | | | | | | | | | |
| D010 0 | 407 | SR*24 90 | 2433 | SR38 90 | 2433 | | | | | | | | | | |
| SR11 90 | 2433 | D025 0 | 405 | D039 0 | 407 | | | | | | | | | | |
| D012 0 | 407 | SR26 90 | 2433 | SR40 90 | 2433 | | | | | | | | | | |
| SL*13 90 | 2433 | D027 0 | 407 | D041 0 | 281 | | | | | | | | | | |
| NT14 0 | 1250 | SR28 90 | 2433 | SL42 90 | 2433 | | | | | | | | | | |

## W42 C90_37-0.95BMT-G350
1 : 93
External Wall :No
Load Bearing :No

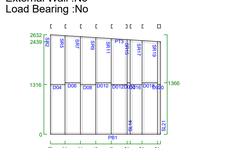

Items

| Item Pitch | Length | Item Pitch | Length | Item Pitch | Length | Item Pitch | Length | Item Pitch | Length | Item Pitch | Length | Item Pitch | Length | Item Pitch | Length |
|---|---|---|---|---|---|---|---|---|---|---|---|---|---|---|---|
| PB1 0 | 3658 | SR12 90 | 201 | D023 0 | 407 | SR34 90 | 2425 | | | | | | | | |
| SR2 90 | 2640 | BL13 66 | 327 | SR24 90 | 2506 | D035 0 | 407 | | | | | | | | |
| PT3 4 | 3867 | BR14 66 | 327 | D025 0 | 182 | SR36 90 | 2398 | | | | | | | | |
| SL*4 90 | 2640 | SR15 90 | 177 | SL26 90 | 2494 | D037 0 | 213 | | | | | | | | |
| D06 0 | 1200 | BL16 66 | 327 | D027 0 | 90 | SL38 90 | 2384 | | | | | | | | |
| SR8 90 | 540 | SL17 90 | 480 | SR28 90 | 2488 | | | | | | | | | | |
| D07 0 | 1196 | SR*18 90 | 2560 | D029 0 | 135 | | | | | | | | | | |
| NT9 0 | 4813 | D019 0 | 89 | SR30 90 | 2479 | | | | | | | | | | |
| SR10 90 | 226 | SR20 90 | 2554 | D031 0 | 407 | | | | | | | | | | |
| BL10 66 | 327 | D021 0 | 321 | SR32 90 | 2452 | | | | | | | | | | |
| BR11 66 | 327 | SR22 90 | 2533 | D033 0 | 407 | | | | | | | | | | |

## W47 C90_37-0.95BMT-G350
1 : 93
External Wall :No
Load Bearing :No



Items

| Item Pitch | Length | Item Pitch | Length | Item Pitch | Length | Item Pitch | Length | Item Pitch | Length | Item Pitch | Length

W60 C140_46-0.95BMT-G350
1 : 85
External Wall :No
Load Bearing :Yes



W62 C90_37-0.95BMT-G350
1 : 314
External Wall :No
Load Bearing :Yes

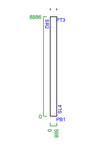

W66 C90_37-0.95BMT-G350
1 : 314
External Wall :No
Load Bearing :Yes

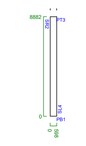

W68 C90_37-0.95BMT-G350
1 : 314
External Wall :No
Load Bearing :Yes

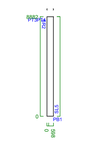

W55 C140_46-0.95BMT-G350
1 : 258
External Wall :No
Load Bearing :No

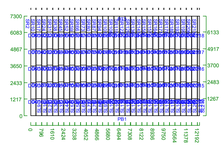

W58 C140_46-0.95BMT-G350
1 : 105
External Wall :No
Load Bearing :No

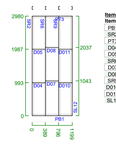

W59 C140_46-0.95BMT-G350
1 : 327
External Wall :No
Load Bearing :Yes

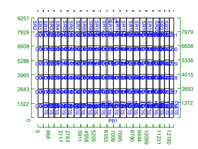

W114 C90_37-0.95BMT-G350
1 : 340
External Wall :No
Load Bearing :Yes

W115 C90_37-0.95BMT-G350
1 : 340
External Wall :No
Load Bearing :Yes

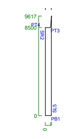

W61 C90_37-0.95BMT-G350
1 : 314
External Wall :No
Load Bearing :Yes

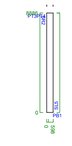

W65 C90_37-0.95BMT-G350
1 : 314
External Wall :No
Load Bearing :Yes

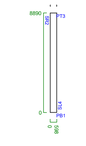

W67 C90_37-0.95BMT-G350
1 : 314
External Wall :No
Load Bearing :Yes

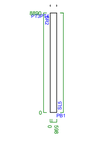

W69 C90_37-0.95BMT-G350
1 : 312
External Wall :No
Load Bearing :Yes

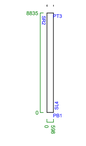

W70 C90_37-0.95BMT-G350
1 : 313
External Wall :No
Load Bearing :Yes

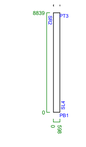

W71 C90_37-0.95BMT-G350
1 : 312
External Wall :No
Load Bearing :Yes

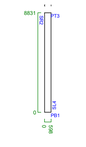

W74 C90_37-0.95BMT-G350
1 : 312
External Wall :No
Load Bearing :Yes

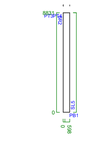

W77 C90_37-0.95BMT-G350
1 : 311
External Wall :No
Load Bearing :Yes

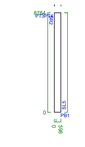

W80 C90_37-0.95BMT-G350
1 : 310
External Wall :No
Load Bearing :Yes

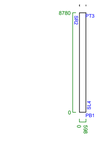

W81 C90_37-0.95BMT-G350
1 : 311
External Wall :No
Load Bearing :Yes

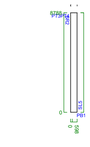

W84 C90_37-0.95BMT-G350
1 : 310
External Wall :No
Load Bearing :Yes

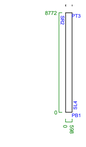

W85 C90_37-0.95BMT-G350
1 : 307
External Wall :No
Load Bearing :Yes

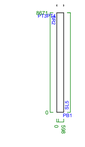

W88 C90_37-0.95BMT-G350
1 : 310
External Wall :No
Load Bearing :Yes

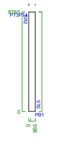

W89 C90_37-0.95BMT-G350
1 : 85
External Wall :No
Load Bearing :Yes

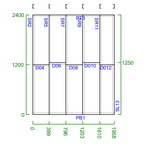

W132 C90_37-0.95BMT-G350
1 : 304
External Wall :No
Load Bearing :Yes

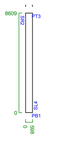

W133 C90_37-0.95BMT-G350
1 : 304
External Wall :No
Load Bearing :Yes

W72 C90_37-0.95BMT-G350
1 : 313
External Wall :No
Load Bearing :Yes

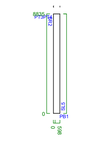

W73 C90_37-0.95BMT-G350
1 : 313
External Wall :No
Load Bearing :Yes

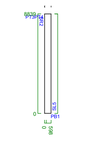

W78 C90_37-0.95BMT-G350
1 : 311
External Wall :No
Load Bearing :Yes

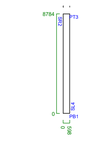

W79 C90_37-0.95BMT-G350
1 : 311
External Wall :No
Load Bearing :Yes

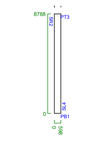

W82 C90_37-0.95BMT-G350
1 : 311
External Wall :No
Load Bearing :Yes

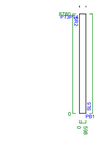

W83 C90_37-0.95BMT-G350
1 : 310
External Wall :No
Load Bearing :Yes

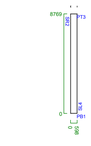

W86 C90_37-0.95BMT-G350
1 : 310
External Wall :No
Load Bearing :Yes

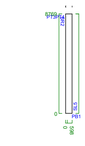

W87 C90_37-0.95BMT-G350
1 : 310
External Wall :No
Load Bearing :Yes

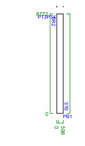

W90 C90_37-0.95BMT-G350
1 : 307
External Wall :No
Load Bearing :Yes

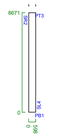

W91 C90_37-0.95BMT-G350
1 : 85
External Wall :No
Load Bearing :Yes

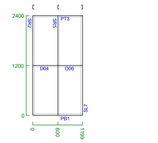

W134 C90_37-0.95BMT-G350
1 : 304
External Wall :No
Load Bearing :Yes

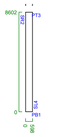

W135 C90_37-0.95BMT-G350
1 : 302
External Wall :No
Load Bearing :Yes

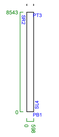

W92 C90_37-0.95BMT-G350
1 : 88
External Wall :No
Load Bearing :Yes

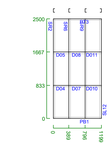

W93 C90_37-0.95BMT-G350
1 : 307
External Wall :No
Load Bearing :Yes

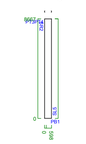

W96 C90_37-0.95BMT-G350
1 : 305
External Wall :No
Load Bearing :Yes

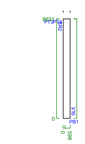

W97 C90_37-0.95BMT-G350
1 : 305
External Wall :No
Load Bearing :Yes

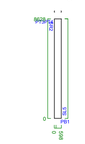

W100 C90_37-0.95BMT-G350
1 : 304
External Wall :No
Load Bearing :Yes

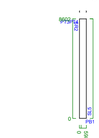

W101 C90_37-0.95BMT-G350
1 : 302
External Wall :No
Load Bearing :Yes

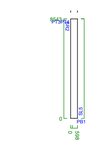

W116 C90_37-0.95BMT-G350
1 : 301
External Wall :No
Load Bearing :Yes



W117 C90_37-0.95BMT-G350
1 : 301
External Wall :No
Load Bearing :Yes



W94 C90_37-0.95BMT-G350
1 : 306
External Wall :No
Load Bearing :Yes



W95 C90_37-0.95BMT-G350
1 : 305
External Wall :No
Load Bearing :Yes

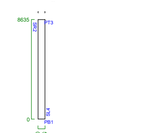

W98 C90_37-0.95BMT-G350
1 : 305
External Wall :No
Load Bearing :Yes

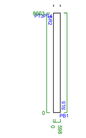

W99 C90_37-0.95BMT-G350
1 : 304
External Wall :No
Load Bearing :Yes

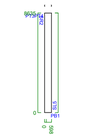

W102 C90_37-0.95BMT-G350
1 : 302
External Wall :No
Load Bearing :Yes

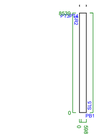

W103 C90_37-0.95BMT-G350
1 : 302
External Wall :No
Load Bearing :Yes

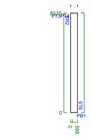

W118 C90_37-0.95BMT-G350
1 : 340
External Wall :No
Load Bearing :Yes



W119 C90_37-0.95BMT-G350
1 : 340
External Wall :No
Load Bearing :Yes



W128 C90_37-0.95BMT-G350
1 : 306
External Wall :No
Load Bearing :Yes

W129 C90_37-0.95BMT-G350
1 : 305
External Wall :No
Load Bearing :Yes

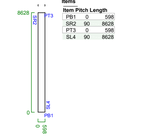

W130 C90_37-0.95BMT-G350
1 : 305
External Wall :No
Load Bearing :Yes



W131 C90_37-0.95BMT-G350
1 : 305
External Wall :No
Load Bearing :Yes



ESTUDIOS Y DISEÑOS PARA LA CONSTRUCCIÓN DEL CEDI, CENTRO DE DISTRIBUCIÓN DE MEDICAMENTOS DEL HOSPITAL SAN RAFAEL DE YOLOMBÓ

PROPIETARIO:

ESE Hospital San Rafael Yolombó
Transformando vidas

HOSPITAL SAN RAFAEL
MUNICIPIO DE YOLOMBO

HOSPITAL SAN RAFAEL
MUNICIPIO DE YOLOMBO

CONSULTOR:

CONVERGE

CONVERGE CONSTRUCTORES S.A.S

LIENZO ingeniería

OBRA:

CEDI HOSPITAL YOLOMBO

CONTENE:

DESPIECE MUROS 12

DISEÑÓ:

ING. CESAR CORDOBA

DIBUJÓ:

JORDAN RENTERIA GOMEZ

FIRMA:

ING. CESAR COROBA
MATRICULA: 011037-0612583 ANT

FIRMA REVISOR:

MODIFICACIONES:

| DESCRIPCIÓN | VERSIÓN | FECHA |
|---|---|---|
| DETALLE DE ESCALERA | 01 | 11/12/2025 |
| | | |
| | | |
| | | |
| | | |

FECHA: 11/12/2025

ESCALA P: INDICADA

CODIGO:

ARCHIVO: EST-CEDI YOLOMBO

PLANO Nº: 412

W108 C90_37-0.95BMT-G350
1 : 340
External Wall :No
Load Bearing :Yes

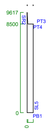

Items

| Item Pitch Length | | | |
|---|---|---|---|
| PB1 | 0 | 598 | |
| SR2 | 90 | 9617 | |
| PT3 | 86 | 1119 | |
| PT4 | 0 | 528 | |
| SL5 | 90 | 8500 | |

W110 C90_37-0.95BMT-G350
1 : 340
External Wall :No
Load Bearing :Yes

Items

| Item Pitch Length | | | |
|---|---|---|---|
| PB1 | 0 | 598 | |
| SR2 | 90 | 8500 | |
| PT3 | 0 | 528 | |
| SL5 | 90 | 9617 | |

W112 C90_37-0.95BMT-G350
1 : 301
External Wall :No
Load Bearing :Yes

Items

| Item Pitch Length | | | | Item Pitch Length | | | | Item Pitch Length | | | | Item Pitch Length | | |
|---|---|---|---|---|---|---|---|---|---|---|---|---|---|---|
| PB1 | 0 | 598 | | BR15 | 16 | 622 | | BR29 | 16 | 622 | | BR43 | 16 | 622 |
| SR2 | 90 | 8500 | | BR16 | 16 | 622 | | BR30 | 16 | 622 | | SL44 | 90 | 8500 |
| PT3 | 0 | 598 | | BR17 | 16 | 622 | | BR31 | 16 | 622 | | | | |
| BR4 | 16 | 622 | | BR18 | 16 | 622 | | BR32 | 16 | 622 | | | | |
| BR5 | 16 | 622 | | BR19 | 16 | 622 | | BR33 | 16 | 622 | | | | |
| BR6 | 16 | 622 | | BR20 | 16 | 622 | | BR34 | 16 | 622 | | | | |
| BR7 | 16 | 622 | | BR21 | 16 | 622 | | BR35 | 16 | 622 | | | | |
| BR8 | 16 | 622 | | BR22 | 16 | 622 | | BR36 | 16 | 622 | | | | |
| BR9 | 16 | 622 | | BR23 | 16 | 622 | | BR37 | 16 | 622 | | | | |
| BR10 | 16 | 622 | | BR24 | 16 | 622 | | BR38 | 16 | 622 | | | | |
| BR11 | 16 | 622 | | BR25 | 16 | 622 | | BR39 | 16 | 622 | | | | |
| BR12 | 16 | 622 | | BR26 | 16 | 622 | | BR40 | 16 | 622 | | | | |
| BR13 | 16 | 622 | | BR27 | 16 | 622 | | BR41 | 16 | 622 | | | | |
| BR14 | 16 | 622 | | BR28 | 16 | 622 | | BR42 | 16 | 622 | | | | |

W120 C90_37-0.95BMT-G350
1 : 301
External Wall :No
Load Bearing :Yes

Items

| Item Pitch Length | | | | Item Pitch Length | | | | Item Pitch Length | | | | Item Pitch Length | | |
|---|---|---|---|---|---|---|---|---|---|---|---|---|---|---|
| PB1 | 0 | 598 | | BR15 | 16 | 622 | | BR29 | 16 | 622 | | BR43 | 16 | 622 |
| SR2 | 90 | 8500 | | BR16 | 16 | 622 | | BR30 | 16 | 622 | | SL44 | 90 | 8500 |
| PT3 | 0 | 598 | | BR17 | 16 | 622 | | BR31 | 16 | 622 | | | | |
| BR4 | 16 | 622 | | BR18 | 16 | 622 | | BR32 | 16 | 622 | | | | |
| BR5 | 16 | 622 | | BR19 | 16 | 622 | | BR33 | 16 | 622 | | | | |
| BR6 | 16 | 622 | | BR20 | 16 | 622 | | BR34 | 16 | 622 | | | | |
| BR7 | 16 | 622 | | BR21 | 16 | 622 | | BR35 | 16 | 622 | | | | |
| BR8 | 16 | 622 | | BR22 | 16 | 622 | | BR36 | 16 | 622 | | | | |
| BR9 | 16 | 622 | | BR23 | 16 | 622 | | BR37 | 16 | 622 | | | | |
| BR10 | 16 | 622 | | BR24 | 16 | 622 | | BR38 | 16 | 622 | | | | |
| BR11 | 16 | 622 | | BR25 | 16 | 622 | | BR39 | 16 | 622 | | | | |
| BR12 | 16 | 622 | | BR26 | 16 | 622 | | BR40 | 16 | 622 | | | | |
| BR13 | 16 | 622 | | BR27 | 16 | 622 | | BR41 | 16 | 622 | | | | |
| BR14 | 16 | 622 | | BR28 | 16 | 622 | | BR42 | 16 | 622 | | | | |

W122 C90_37-0.95BMT-G350
1 : 301
External Wall :No
Load Bearing :Yes

Items

| Item Pitch Length | | | | Item Pitch Length | | | | Item Pitch Length | | | | Item Pitch Length | | |
|---|---|---|---|---|---|---|---|---|---|---|---|---|---|---|
| PB1 | 0 | 598 | | BR15 | 16 | 622 | | BR29 | 16 | 622 | | BR43 | 16 | 622 |
| SR2 | 90 | 8500 | | BR16 | 16 | 622 | | BR30 | 16 | 622 | | SL44 | 90 | 8500 |
| PT3 | 0 | 598 | | BR17 | 16 | 622 | | BR31 | 16 | 622 | | | | |
| BR4 | 16 | 622 | | BR18 | 16 | 622 | | BR32 | 16 | 622 | | | | |
| BR5 | 16 | 622 | | BR19 | 16 | 622 | | BR33 | 16 | 622 | | | | |
| BR6 | 16 | 622 | | BR20 | 16 | 622 | | BR34 | 16 | 622 | | | | |
| BR7 | 16 | 622 | | BR21 | 16 | 622 | | BR35 | 16 | 622 | | | | |
| BR8 | 16 | 622 | | BR22 | 16 | 622 | | BR36 | 16 | 622 | | | | |
| BR9 | 16 | 622 | | BR23 | 16 | 622 | | BR37 | 16 | 622 | | | | |
| BR10 | 16 | 622 | | BR24 | 16 | 622 | | BR38 | 16 | 622 | | | | |
| BR11 | 16 | 622 | | BR25 | 16 | 622 | | BR39 | 16 | 622 | | | | |
| BR12 | 16 | 622 | | BR26 | 16 | 622 | | BR40 | 16 | 622 | | | | |
| BR13 | 16 | 622 | | BR27 | 16 | 622 | | BR41 | 16 | 622 | | | | |
| BR14 | 16 | 622 | | BR28 | 16 | 622 | | BR42 | 16 | 622 | | | | |

W124 C90_37-0.95BMT-G350
1 : 301
External Wall :No
Load Bearing :Yes

Items

| Item Pitch Length | | | | Item Pitch Length | | | | Item Pitch Length | | | | Item Pitch Length | | |
|---|---|---|---|---|---|---|---|---|---|---|---|---|---|---|
| PB1 | 0 | 598 | | BR15 | 16 | 622 | | BR29 | 16 | 622 | | BR43 | 16 | 622 |
| SR2 | 90 | 8500 | | BR16 | 16 | 622 | | BR30 | 16 | 622 | | SL44 | 90 | 8500 |
| PT3 | 0 | 598 | | BR17 | 16 | 622 | | BR31 | 16 | 622 | | | | |
| BR4 | 16 | 622 | | BR18 | 16 | 622 | | BR32 | 16 | 622 | | | | |
| BR5 | 16 | 622 | | BR19 | 16 | 622 | | BR33 | 16 | 622 | | | | |
| BR6 | 16 | 622 | | BR20 | 16 | 622 | | BR34 | 16 | 622 | | | | |
| BR7 | 16 | 622 | | BR21 | 16 | 622 | | BR35 | 16 | 622 | | | | |
| BR8 | 16 | 622 | | BR22 | 16 | 622 | | BR36 | 16 | 622 | | | | |
| BR9 | 16 | 622 | | BR23 | 16 | 622 | | BR37 | 16 | 622 | | | | |
| BR10 | 16 | 622 | | BR24 | 16 | 622 | | BR38 | 16 | 622 | | | | |
| BR11 | 16 | 622 | | BR25 | 16 | 622 | | BR39 | 16 | 622 | | | | |
| BR12 | 16 | 622 | | BR26 | 16 | 622 | | BR40 | 16 | 622 | | | | |
| BR13 | 16 | 622 | | BR27 | 16 | 622 | | BR41 | 16 | 622 | | | | |
| BR14 | 16 | 622 | | BR28 | 16 | 622 | | BR42 | 16 | 622 | | | | |

W144 C90_37-0.95BMT-G350
1 : 85
External Wall :No
Load Bearing :Yes

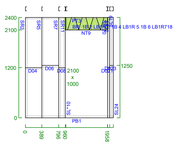

Items

| Item Pitch Length | | | | Item Pitch Length | | | | Item Pitch Length | | | | Item Pitch Length | | |
|---|---|---|---|---|---|---|---|---|---|---|---|---|---|---|
| PB1 | 0 | 2086 | | N79 | 0 | 1000 | | BL17 | 73 | 313 | | 25 | 0 | 1076 |
| SR2 | 90 | 2400 | | SL*10 | 90 | 2400 | | BR18 | 73 | 313 | | 26 | 0 | 1076 |
| PT3 | 0 | 2086 | | SR11 | 90 | 300 | | SL19 | 90 | 300 | | | | |
| D04 | 0 | 389 | | BR12 | 73 | 313 | | SR*20 | 90 | 2400 | | | | |
| SR5 | 90 | 2400 | | BL13 | 73 | 313 | | D21 | 0 | 407 | | | | |
| D06 | 0 | 407 | | BR14 | 73 | 313 | | SR22 | 90 | 2400 | | | | |
| SR7 | 90 | 2400 | | BL15 | 73 | 313 | | D23 | 0 | 81 | | | | |
| D08 | 0 | 164 | | BR16 | 73 | 313 | | SL24 | 90 | 2400 | | | | |

Bracing

| Type | X Range | Y Range | Length | Near / Far | Width / Gauge | Width | Connection | Location |
|---|---|---|---|---|---|---|---|---|
| Plate | 922 - 1998 | 2100 - 2400 | 1076 | Far | | 300 | | |
| Plate | 922 - 1998 | 2100 - 2400 | 1076 | Near | | 300 | | |

W109 C90_37-0.95BMT-G350
1 : 301
External Wall :No
Load Bearing :Yes

Items

| Item Pitch Length | | | | Item Pitch Length | | | | Item Pitch Length | | | | Item Pitch Length | | |
|---|---|---|---|---|---|---|---|---|---|---|---|---|---|---|
| PB1 | 0 | 598 | | BR12 | 16 | 622 | | BR23 | 16 | 622 | | BR34 | 16 | 622 |
| SR2 | 90 | 8500 | | BR13 | 16 | 622 | | BR24 | 16 | 622 | | BR35 | 16 | 622 |
| PT3 | 0 | 598 | | BR14 | 16 | 622 | | BR25 | 16 | 622 | | BR36 | 16 | 622 |
| BR4 | 16 | 622 | | BR15 | 16 | 622 | | BR26 | 16 | 622 | | BR37 | 16 | 622 |
| BR5 | 16 | 622 | | BR16 | 16 | 622 | | BR27 | 16 | 622 | | BR38 | 16 | 622 |
| BR6 | 16 | 622 | | BR17 | 16 | 622 | | BR28 | 16 | 622 | | BR39 | 16 | 622 |
| BR7 | 16 | 622 | | BR18 | 16 | 622 | | BR29 | 16 | 622 | | BR40 | 16 | 622 |
| BR8 | 16 | 622 | | BR19 | 16 | 622 | | BR30 | 16 | 622 | | BR41 | 16 | 622 |
| BR9 | 16 | 622 | | BR20 | 16 | 622 | | BR31 | 16 | 622 | | BR42 | 16 | 622 |
| BR10 | 16 | 622 | | BR21 | 16 | 622 | | BR32 | 16 | 622 | | BR43 | 16 | 622 |
| BR11 | 16 | 622 | | BR22 | 16 | 622 | | BR33 | 16 | 622 | | SL44 | 90 | 8500 |

W111 C90_37-0.95BMT-G350
1 : 301
External Wall :No
Load Bearing :Yes

Items

| Item Pitch Length | | | | Item Pitch Length | | | | Item Pitch Length | | | | Item Pitch Length | | |
|---|---|---|---|---|---|---|---|---|---|---|---|---|---|---|
| PB1 | 0 | 598 | | BR12 | 16 | 622 | | BR23 | 16 | 622 | | BR34 | 16 | 622 |
| SR2 | 90 | 8500 | | BR13 | 16 | 622 | | BR24 | 16 | 622 | | BR35 | 16 | 622 |
| PT3 | 0 | 598 | | BR14 | 16 | 622 | | BR25 | 16 | 622 | | BR36 | 16 | 622 |
| BR4 | 16 | 622 | | BR15 | 16 | 622 | | BR26 | 16 | 622 | | BR37 | 16 | 622 |
| BR5 | 16 | 622 | | BR16 | 16 | 622 | | BR27 | 16 | 622 | | BR38 | 16 | 622 |
| BR6 | 16 | 622 | | BR17 | 16 | 622 | | BR28 | 16 | 622 | | BR39 | 16 | 622 |
| BR7 | 16 | 622 | | BR18 | 16 | 622 | | BR29 | 16 | 622 | | BR40 | 16 | 622 |
| BR8 | 16 | 622 | | BR19 | 16 | 622 | | BR30 | 16 | 622 | | BR41 | 16 | 622 |
| BR9 | 16 | 622 | | BR20 | 16 | 622 | | BR31 | 16 | 622 | | BR42 | 16 | 622 |
| BR10 | 16 | 622 | | BR21 | 16 | 622 | | BR32 | 16 | 622 | | BR43 | 16 | 622 |
| BR11 | 16 | 622 | | BR22 | 16 | 622 | | BR33 | 16 | 622 | | SL44 | 90 | 8500 |

W113 C90_37-0.95BMT-G350
1 : 340
External Wall :No
Load Bearing :Yes

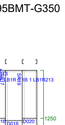

Items

| Item Pitch Length | | |
|---|---|---|
| PB1 | 0 | 598 |
| SR2 | 90 | 8500 |
| PT3 | 0 | 528 |
| PT4 | 86 | 1119 |
| SL5 | 90 | 9617 |

W121 C90_37-0.95BMT-G350
1 : 301
External Wall :No
Load Bearing :Yes



Items

| Item Pitch Length | | | | Item Pitch Length | | | | Item Pitch Length | | | | Item Pitch Length | | |
|---|---|---|---|---|---|---|---|---|---|---|---|---|---|---|
| PB1 | 0 | 598 | | BR12 | 16 | 622 | | BR23 | 16 | 622 | | BR34 | 16 | 622 |
| SR2 | 90 | 8500 | | BR13 | 16 | 622 | | BR24 | 16 | 622 | | BR35 | 16 | 622 |
| PT3 | 0 | 598 | | BR14 | 16 | 622 | | BR25 | 16 | 622 | | BR36 | 16 | 622 |
| BR4 | 16 | 622 | | BR15 | 16 | 622 | | BR26 | 16 | 622 | | BR37 | 16 | 622 |
| BR5 | 16 | 622 | | BR16 | 16 | 622 | | BR27 | 16 | 622 | | BR38 | 16 | 622 |
| BR6 | 16 | 622 | | BR17 | 16 | 622 | | BR28 | 16 | 622 | | BR39 | 16 | 622 |
| BR7 | 16 | 622 | | BR18 | 16 | 622 | | BR29 | 16 | 622 | | BR40 | 16 | 622 |
| BR8 | 16 | 622 | | BR19 | 16 | 622 | | BR30 | 16 | 622 | | BR41 | 16 | 622 |
| BR9 | 16 | 622 | | BR20 | 16 | 622 | | BR31 | 16 | 622 | | BR42 | 16 | 622 |
| BR10 | 16 | 622 | | BR21 | 16 | 622 | | BR32 | 16 | 622 | | BR43 | 16 | 622 |
| BR11 | 16 | 622 | | BR22 | 16 | 622 | | BR33 | 16 | 622 | | SL44 | 90 | 8500 |

W123 C90_37-0.95BMT-G350
1 : 301
External Wall :No
Load Bearing :Yes

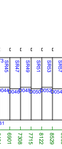

Items

| Item Pitch Length | | | | Item Pitch Length | | | | Item Pitch Length | | | | Item Pitch Length | | |
|---|---|---|---|---|---|---|---|---|---|---|---|---|---|---|
| PB1 | 0 | 598 | | BR12 | 16 | 622 | | BR23 | 16 | 622 | | BR34 | 16 | 622 |
| SR2 | 90 | 8500 | | BR13 | 16 | 622 | | BR24 | 16 | 622 | | BR35 | 16 | 622 |
| PT3 | 0 | 598 | | BR14 | 16 | 622 | | BR25 | 16 | 622 | | BR36 | 16 | 622 |
| BR4 | 16 | 622 | | BR15 | 16 | 622 | | BR26 | 16 | 622 | | BR37 | 16 | 622 |
| BR5 | 16 | 622 | | BR16 | 16 | 622 | | BR27 | 16 | 622 | | BR38 | 16 | 622 |
| BR6 | 16 | 622 | | BR17 | 16 | 622 | | BR28 | 16 | 622 | | BR39 | 16 | 622 |
| BR7 | 16 | 622 | | BR18 | 16 | 622 | | BR29 | 16 | 622 | | BR40 | 16 | 622 |
| BR8 | 16 | 622 | | BR19 | 16 | 622 | | BR30 | 16 | 622 | | BR41 | 16 | 622 |
| BR9 | 16 | 622 | | BR20 | 16 | 622 | | BR31 | 16 | 622 | | BR42 | 16 | 622 |
| BR10 | 16 | 622 | | BR21 | 16 | 622 | | BR32 | 16 | 622 | | BR43 | 16 | 622 |
| BR11 | 16 | 622 | | BR22 | 16 | 622 | | BR33 | 16 | 622 | | SL44 | 90 | 8500 |

W125 C90_37-0.95BMT-G350
1 : 301
External Wall :No
Load Bearing :Yes



Items

| Item Pitch Length | | | | Item Pitch Length | | | | Item Pitch Length | | | | Item Pitch Length | | |
|---|---|---|---|---|---|---|---|---|---|---|---|---|---|---|
| PB1 | 0 | 598 | | BR12 | 16 | 622 | | BR23 | 16 | 622 | | BR34 | 16 | 622 |
| SR2 | 90 | 8500 | | BR13 | 16 | 622 | | BR24 | 16 | 622 | | BR35 | 16 | 622 |
| PT3 | 0 | 598 | | BR14 | 16 | 622 | | BR25 | 16 | 622 | | BR36 | 16 | 622 |
| BR4 | 16 | 622 | | BR15 | 16 | 622 | | BR26 | 16 | 622 | | BR37 | 16 | 622 |
| BR5 | 16 | 622 | | BR16 | 16 | 622 | | BR27 | 16 | 622 | | BR38 | 16 | 622 |
| BR6 | 16 | 622 | | BR17 | 16 | 622 | | BR28 | 16 | 622 | | BR39 | 16 | 622 |
| BR7 | 16 | 622 | | BR18 | 16 | 622 | | BR29 | 16 | 622 | | BR40 | 16 | 622 |
| BR8 | 16 | 622 | | BR19 | 16 | 622 | | BR30 | 16 | 622 | | BR41 | 16 | 622 |
| BR9 | 16 | 622 | | BR20 | 16 | 622 | | BR31 | 16 | 622 | | BR42 | 16 | 622 |
| BR10 | 16 | 622 | | BR21 | 16 | 622 | | BR32 | 16 | 622 | | BR43 | 16 | 622 |
| BR11 | 16 | 622 | | BR22 | 16 | 622 | | BR33 | 16 | 622 | | SL44 | 90 | 8500 |

W126 C90_37-0.95BMT-G350
1 : 310
External Wall :No
Load Bearing :Yes

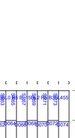

Items

| Item Pitch Length | | | | Item Pitch Length | | | | Item Pitch Length | | | | Item Pitch Length | | |
|---|---|---|---|---|---|---|---|---|---|---|---|---|---|---|
| PB1 | 0 | 598 | | BR12 | 16 | 622 | | BR23 | 16 | 622 | | BR34 | 16 | 622 |
| SR2 | 90 | 8500 | | BR13 | 16 | 622 | | BR24 | 16 | 622 | | BR35 | 16 | 622 |
| PT3 | 0 | 598 | | BR14 | 16 | 622 | | BR25 | 16 | 622 | | BR36 | 16 | 622 |
| BR4 | 16 | 622 | | BR15 | 16 | 622 | | BR26 | 16 | 622 | | BR37 | 16 | 622 |
| BR5 | 16 | 622 | | BR16 | 16 | 622 | | BR27 | 16 | 622 | | BR38 | 16 | 622 |
| BR6 | 16 | 622 | | BR17 | 16 | 622 | | BR28 | 16 | 622 | | BR39 | 16 | 622 |
| BR7 | 16 | 622 | | BR18 | 16 | 622 | | BR29 | 16 | 622 | | BR40 | 16 | 622 |
| BR8 | 16 | 622 | | BR19 | 16 | 622 | | BR30 | 16 | 622 | | BR41 | 16 | 622 |
| BR9 | 16 | 622 | | BR20 | 16 | 622 | | BR31 | 16 | 622 | | BR42 | 16 | 622 |
| BR10 | 16 | 622 | | BR21 | 16 | 622 | | BR32 | 16 | 622 | | BR43 | 16 | 622 |
| BR11 | 16 | 622 | | BR22 | 16 | 622 | | BR33 | 16 | 622 | | SL44 | 90 | 8500 |

W127 C90_37-0.95BMT-G350
1 : 306
External Wall :No
Load Bearing :Yes



Items

| Item Pitch Length | | | | Item Pitch Length | | | | Item Pitch Length | | | | Item Pitch Length | | |
|---|---|---|---|---|---|---|---|---|---|---|---|---|---|---|
| PB1 | 0 | 598 | | BR12 | 16 | 622 | | BR23 | 16 | 622 | | BR34 | 16 | 622 |
| SR2 | 90 | 8500 | | BR13 | 16 | 622 | | BR24 | 16 | 622 | | BR35 | 16 | 622 |
| PT3 | 0 | 598 | | BR14 | 16 | 622 | | BR25 | 16 | 622 | | BR36 | 16 | 622 |
| BR4 | 16 | 622 | | BR15 | 16 | 622 | | BR26 | 16 | 622 | | BR37 | 16 | 622 |
| BR5 | 16 | 622 | | BR16 | 16 | 622 | | BR27 | 16 | 622 | | BR38 | 16 | 622 |
| BR6 | 16 | 622 | | BR17 | 16 | 622 | | BR28 | 16 | 622 | | BR39 | 16 | 622 |
| BR7 | 16 | 622 | | BR18 | 16 | 622 | | BR29 | 16 | 622 | | BR40 | 16 | 622 |
| BR8 | 16 | 622 | | BR19 | 16 | 622 | | BR30 | 16 | 622 | | BR41 | 16 | 622 |
| BR9 | 16 | 622 | | BR20 | 16 | 622 | | BR31 | 16 | 622 | | BR42 | 16 | 622 |
| BR10 | 16 | 622 | | BR21 | 16 | 622 | | BR32 | 16 | 622 | | BR43 | 16 | 622 |
| BR11 | 16 | 622 | | BR22 | 16 | 622 | | BR33 | 16 | 622 | | SL44 | 90 | 8500 |

W145 C90_37-0.95BMT-G350
1 : 85
External Wall :No
Load Bearing :Yes



Items

| Item Pitch Length | | | | Item Pitch Length | | | |
|---|---|---|---|---|---|---|---|
| PB1 | 0 | 1606 | | D012 | 0 | 196 | |
| SR2 | 90 | 2400 | | SL13 | 90 | 2400 | |
| PT3 | 0 | 1606 | | | | | |
| D04 | 0 | 389 | | | | | |
| SR5 | 90 | 2400 | | | | | |
| D06 | 0 | 407 | | | | | |
| SR7 | 90 | 2400 | | | | | |
| D08 | 0 | 407 | | | | | |
| SR9 | 90 | 2400 | | | | | |
| D010 | 0 | 407 | | | | | |
| SR11 | 90 | 2400 | | | | | |

W136 C90_37-0.95BMT-G350
1 : 302
External Wall :No
Load Bearing :Yes



Items

| Item Pitch Length | | | | Item Pitch Length | | | | Item Pitch Length | | | | Item Pitch Length | | |
|---|---|---|---|---|---|---|---|---|---|---|---|---|---|---|
| PB1 | 0 | 598 | | BR12 | 16 | 622 | | BR23 | 16 | 622 | | BR34 | 16 | 622 |
| SR2 | 90 | 8539 | | BR13 | 16 | 622 | | BR24 | 16 | 622 | | BR35 | 16 | 622 |
| PT3 | 0 | 598 | | BR14 | 16 | 622 | | BR25 | 16 | 622 | | BR36 | 16 | 622 |
| SL4 | 90 | 8539 | | BR15 | 16 | 622 | | BR26 | 16 | 622 | | BR37 | 16 | 622 |
| | | | | BR16 | 16 | 622 | | BR27 | 16 | 622 | | BR38 | 16 | 622 |
| | | | | BR17 | 16 | 622 | | BR28 | 16 | 622 | | BR39 | 16 | 622 |
| | | | | BR18 | 16 | 622 | | BR29 | 16 | 622 | | BR40 | 16 | 622 |
| | | | | BR19 | 16 | 622 | | BR30 | 16 | 622 | | BR41 | 16 | 622 |
| | | | | BR20 | 16 | 622 | | BR31 | 16 | 622 | | BR42 | 16 | 622 |
| | | | | BR21 | 16 | 622 | | BR32 | 16 | 622 | | BR43 | 16 | 622 |
| | | | | BR22 | 16 | 622 | | BR33 | 16 | 622 | | SL44 | 90 | 8500 |

W138 C140_46-0.95BMT-G350
1 : 258
External Wall :No
Load Bearing :No



Items

| Item Pitch Length | | | | Item Pitch Length | | | | Item Pitch Length | | | | Item Pitch Length | | | | Item Pitch Length | | | | Item Pitch Length | | | | Item Pitch Length | | | |
|---|---|---|---|---|---|---|---|---|---|---|---|---|---|---|---|---|---|---|---|---|---|---|---|---|---|---|---|
| PB1 | 0 | 12582 | | SL15 | 90 | 7300 | | D029 | 0 | 90 | | D043 | 0 | 90 | | D057 | 0 | 405 | | D071 | 0 | 90 | | SR85 | 90 | 7300 | | SR99 | 90 | 7300 | |
| SR2 | 90 | 7300 | | SR16 | 90 | 3000 | | D030 | 0 | 90 | | D044 | 0 | 90 | | D058 | 0 | 405 | | SL72 | 90 | 7300 | | D086 | 0 | 389 | | D100 | 0 | 152 | |
| PT3 | 0 | 12582 | | D017 | 0 | 389 | | D031 | 0 | 90 | | D045 | 0 | 90 | | D059 | 0 | 405 | | D073 | 0 | 389 | | D087 | 0 | 389 | | D101 | 0 | 152 | |
| D04 | 0 | 140 | | D018 | 0 | 405 | | D032 | 0 | 90 | | D046 | 0 | 90 | | SL60 | 90 | 7300 | | D074 | 0 | 90 | | D088 | 0 | 389 | | D102 | 0 | 152 | |
| D05 | 0 | 140 | | D019 | 0 | 405 | | D033 | 0 | 90 | | SR47 | 90 | 7300 | | SR61 | 90 | 7300 | | D075 | 0 | 90 | | D089 | 0 | 389 | | D103 | 0 | 152 | |
| D06 | 0 | 140 | | D020 | 0 | 405 | | SL34 | 90 | 7300 | | D048 | 0 | 389 | | D062 | 0 | 152 | | D076 | 0 | 90 | | D090 | 0 | 389 | | D104 | 0 | 152 | |
| D07 | 0 | 140 | | D021 | 0 | 405 | | D035 | 0 | 90 | | D049 | 0 | 389 | | D063 | 0 | 152 | | D077 | 0 | 90 | | SL91 | 90 | 7300 | | D105 | 0 | 90 | |
| D08 | 0 | 140 | | SL22 | 90 | 7300 | | D036 | 0 | 90 | | D050 | 0 | 389 | | D064 | 0 | 152 | | SL78 | 90 | 7300 | | SR92 | 90 | 7300 | | D106 | 0 | 90 | |
| SR9 | 90 | 7300 | | SR23 | 90 | 7300 | | D037 | 0 | 90 | | D051 | 0 | 389 | | D065 | 0 | 152 | | SR79 | 90 | 7300 | | D093 | 0 | 405 | | D107 | 0 | 90 | |
| D010 | 0 | 389 | | D024 | 0 | 282 | | D038 | 0 | 90 | | D052 | 0 | 389 | | D066 | 0 | 152 | | D080 | 0 | 90 | | D094 | 0 | 405 | | D108 | 0 | 90 | |
| D011 | 0 | 389 | | D025 | 0 | 282 | | D039 | 0 | 90 | | SL53 | 90 | 7300 | | D067 | 0 | 90 | | D081 | 0 | 90 | | D095 | 0 | 405 | | D109 | 0 | 90 | |
| D012 | 0 | 389 | | D026 | 0 | 282 | | SL40 | 90 | 7300 | | SR54 | 90 | 7300 | | D068 | 0 | 90 | | D082 | 0 | 90 | | D096 | 0 | 405 | | SL110 | 90 | 7300 | |
| SR13 | 90 | 7300 | | D027 | 0 | 282 | | SR41 | 90 | 7300 | | D055 | 0 | 405 | | D069 | 0 | 90 | | D083 | 0 | 90 | | D097 | 0 | 405 | | D0111 | 0 | 90 | |
| D014 | 0 | 389 | | D028 | 0 | 282 | | D042 | 0 | 90 | | D056 | 0 | 405 | | D070 | 0 | 90 | | D084 | 0 | 90 | | SL98 | 90 | 7300 | | D0112 | 0 | 90 | |

W140 C90_37-0.95BMT-G350
1 : 137
External Wall :No
Load Bearing :No



Items

| Item Pitch Length | | | | Item Pitch Length | | | | Item Pitch Length | | | | Item Pitch Length | | | | Item Pitch Length | | | | Item Pitch Length | | | | Item Pitch Length | | | |
|---|---|---|---|---|---|---|---|---|---|---|---|---|---|---|---|---|---|---|---|---|---|---|---|---|---|---|---|
| PB1 | 0 | 12568 | | NB18 | 0 | 2530 | | BR35 | 61 | 341 | | SR52 | 90 | 100 | | D069 | 0 | 407 | | D086 | 0 | 407 | | U0103 | 0 | 2526 | | BL120 | 61 | 341 | |
| SR2 | 90 | 2980 | | NT19 | 0 | 2530 | | BR36 | 90 | 883 | | SR53 | 90 | 463 | | SR70 | 90 | 2980 | | D087 | 0 | 407 | | BR104 | 61 | 341 | | SR121 | 90 | 883 | |
| PT3 | 0 | 12568 | | NB20 | 0 | 2530 | | SR37 | 90 | 100 | | BL54 | 61 | 341 | | D071 | 0 | 407 | | SR88 | 90 | 2980 | | BL105 | 61 | 341 | | SR122 | 90 | 100 | |
| D04 | 0 | 389 | | NT21 | 0 | 2530 | | BR38 | 90 | 463 | | SL55 | 90 | 765 | | D072 | 0 | 407 | | D089 | 0 | 277 | | BR106 | 61 | 341 | | SR123 | 90 | 463 | |
| D05 | 0 | 389 | | SR22 | 90 | 765 | | BL39 | 61 | 341 | | SR*56 | 90 | 2980 | | SR73 | 90 | 2980 | | D090 | 0 | 277 | | SR107 | 90 | 100 | | BR124 | 61 | 341 | |
| SR6 | 90 | 2980 | | D023 | 0 | 2526 | | SR40 | 90 | 100 | | D057 | 0 | 407 | | SR74 | 90 | 2980 | | D091 | 0 | 100 | | SR108 | 90 | 883 | | BL125 | 61 | 341 | |
| D07 | 0 | 407 | | U024 | 0 | 2526 | | SR41 | 90 | 883 | | D058 | 0 | 100 | | D075 | 0 | 407 | | SR*92 | 90 | 2980 | | BR109 | 61 | 341 | | SR126 | 90 | 883 | |
| D08 | 0 | 407 | | BR25 | 61 | 341 | | SR42 | 90 | 100 | | U059 | 0 | 100 | | SR76 | 90 | 2980 | | D093 | 0 | 100 | | BL110 | 61 | 341 | | SR127 | 90 | 100 | |
| SR9 | 90 | 2980 | | SR26 | 90 | 883 | | SR43 | 90 | 463 | | SL*60 | 90 | 2980 | | D077 | 0 | 407 | | D094 | 0 | 100 | | SR111 | 90 | 883 | | SR128 | 90 | 463 | |
| D010 | 0 | 235 | | SR27 | 90 | 100 | | BL44 | 61 | 341 | | SR*61 | 90 | 2980 | | D078 | 0 | 407 | | U095 | 0 | 100 | | SR112 | 90 | 100 | | BR129 | 61 | 341 | |
| D011 | 0 | 235 | | SR28 | 90 | 463 | | BR45 | 61 | 341 | | D062 | 0 | 287 | | SR79 | 90 | 2980 | | SL*96 | 90 | 2980 | | SR113 | 90 | 463 | | BL130 | 61 | 341 | |
| SL*12 | 90 | 2980 | | BL29 | 61 | 341 | | SR46 | 90 | 883 | | D063 | 0 | 287 | | D080 | 0 | 407 | | NB97 | 0 | 2530 | | BR114 | 61 | 341 | | SR131 | 90 | 883 | |
| SR*13 | 90 | 2980 | | BR30 | 61 | 341 | | SR47 | 90 | 100 | | SR64 | 90 | 2980 | | D081 | 0 | 407 | | NT98 | 0 | 2530 | | BL115 | 61 | 341 | | SR132 | 90 | 100 | |
| D014 | 0 | 100 | | SR31 | 90 | 883 | | SR48 | 90 | 463 | | D065 | 0 | 407 | | SR82 | 90 | 2980 | | D095 | 0 | 277 | | SR116 | 90 | 883 | | SR133 | 90 | 463 | |
| D015 | 0 | 100 | | SR32 | 90 | 100 | | BL49 | 61 | 341 | | D066 | 0 | 407 | | D083 | 0 | 407 | | NT100 | 0 | 2530 | | SR117 | 90 | 100 | | SL134 | 90 | 765 | |
| U016 | 0 | 100 | | SR33 | 90 | 463 | | BR50 | 61 | 341 | | SR67 | 90 | 2980 | | D084 | 0 | 407 | | SR*101 | 90 | 765 | | SR118 | 90 | 463 | | BR*135 | 90 | 2980 | |
| SL*17 | 90 | 2980 | | BL34 | 61 | 341 | | SR51 | 90 | 883 | | D068 | 0 | 407 | | SR85 | 90 | 2980 | | D0102 | 0 | 2526 | | BR119 | 61 | 341 | | D0136 | 0 | 100 | |

W142 C90_37-0.95BMT-G350
1 : 90
External Wall :No
Load Bearing :No



Items

| Item Pitch Length | | | | Item Pitch Length | | | | Item Pitch Length | | | | Item Pitch Length | | | |
|---|---|---|---|---|---|---|---|---|---|---|---|---|---|---|---|
| PB1 | 0 | 4811 | | SR15 | 90 | 339 | | SR29 | 90 | 2554 | | | | | |
| SR2 | 90 | 2554 | | D016 | 0 | 1226 | | D030 | 0 | 407 | | | | | |
| PT3 | 0 | 4811 | | SR17 | 90 | 339 | | D031 | 0 | 407 | | | | | |
| D04 | 0 | 389 | | BR18 | 64 | 335 | | D032 | 0 | 407 | | | | | |
| SR5 | 90 | 2554 | | BL19 | 64 | 335 | | SR33 | 90 | 2554 | | | | | |
| D06 | 0 | 407 | | BR20 | 64 | 335 | | D034 | 0 | 352 | | | | | |
| SR7 | 90 | 2554 | | BL21 | 64 | 335 | | SL35 | 90 | 2554 | | | | | |
| D08 | 0 | 407 | | BR22 | 64 | 335 | | | | | | | | | |
| SR9 | 90 | 2554 | | BL23 | 64 | 335 | | | | | | | | | |
| D010 | 0 | 407 | | BL24 | 90 | 339 | | | | | | | | | |
| SR11 | 90 | 2554 | | SR*25 | 90 | 2554 | | | | | | | | | |
| D012 | 0 | 282 | | D026 | 0 | 116 | | | | | | | | | |
| SL*13 | 90 | 2554 | | SR27 | 90 | 2554 | | | | | | | | | |
| NT14 | 0 | 1226 | | D028 | 0 | 407 | | | | | | | | | |
| SL*15 | 90 | 2554 | | BR*29 | 90 | 2554 | | | | | | | | | |

W146 C90_37-0.95BMT-G350
1 : 85
External Wall :No
Load Bearing :Yes

## W152 C140_46-0.95BMT-G350
1 : 137
External Wall :No
Load Bearing :Yes



**Items**

| Item | Pitch | Length | Item | Pitch | Length | Item | Pitch | Length | Item | Pitch | Length | Item | Pitch | Length | Item | Pitch | Length |
|---|---|---|---|---|---|---|---|---|---|---|---|---|---|---|---|---|---|
| PB1 | 0 | 12608 | SR15 | 90 | 2400 | SR29 | 90 | 2400 | SR43 | 90 | 2400 | SR57 | 90 | 2400 | D071 | 0 | 416 |
| SR2 | 90 | 2400 | D016 | 0 | 407 | D030 | 0 | 407 | D044 | 0 | 407 | D058 | 0 | 327 | SL72 | 90 | 2400 |
| PT3 | 0 | 12608 | SR17 | 90 | 2400 | SR31 | 90 | 2400 | SR45 | 90 | 2400 | NT59 | 0 | 800 | 73 | 0 | 876 |
| D04 | 0 | 389 | D018 | 0 | 407 | D032 | 0 | 407 | D046 | 0 | 407 | SL*60 | 90 | 2400 | 74 | 0 | 876 |
| SR5 | 90 | 2400 | SR19 | 90 | 2400 | SR33 | 90 | 2400 | SR47 | 90 | 2400 | SR61 | 90 | 300 | | | |
| D06 | 0 | 407 | D020 | 0 | 407 | D034 | 0 | 407 | D048 | 0 | 407 | BR62 | 71 | 317 | | | |
| SR7 | 90 | 2400 | SR21 | 90 | 2400 | SR35 | 90 | 2400 | SR49 | 90 | 2400 | BL63 | 71 | 317 | | | |
| D08 | 0 | 407 | D022 | 0 | 407 | D036 | 0 | 407 | D050 | 0 | 407 | BR64 | 71 | 317 | | | |
| SR9 | 90 | 2400 | SR23 | 90 | 2400 | SR37 | 90 | 2400 | SR51 | 90 | 2400 | BL65 | 71 | 317 | | | |
| D010 | 0 | 407 | D024 | 0 | 407 | D038 | 0 | 407 | D052 | 0 | 407 | BR66 | 71 | 317 | | | |
| SR11 | 90 | 2400 | SR25 | 90 | 2400 | SR39 | 90 | 2400 | SR53 | 90 | 2400 | SL67 | 90 | 300 | | | |
| D012 | 0 | 407 | D026 | 0 | 407 | D040 | 0 | 407 | D054 | 0 | 407 | SR*68 | 90 | 2400 | | | |
| SR13 | 90 | 2400 | SR27 | 90 | 2400 | SR41 | 90 | 2400 | SR55 | 90 | 2400 | D069 | 0 | 94 | | | |
| D014 | 0 | 407 | D028 | 0 | 407 | D042 | 0 | 407 | D056 | 0 | 407 | SR70 | 90 | 2400 | | | |

**Bracing**

| Type | X Range | Y Range | Length | Near / Far | Width / Gauge | Width | Connection | Location |
|---|---|---|---|---|---|---|---|---|
| Plate | 11260 - 12136 | 2100 - 2400 | 876 | Far | | 300 | | |
| Plate | 11260 - 12136 | 2100 - 2400 | 876 | Near | | 300 | | |

## W153 C90_37-0.95BMT-G350
1 : 85
External Wall :No
Load Bearing :Yes

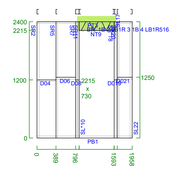

**Items**

| Item | Pitch | Length | Item | Pitch | Length | Item | Pitch | Length | Item | Pitch | Length | Item | Pitch | Length |
|---|---|---|---|---|---|---|---|---|---|---|---|---|---|---|
| PB1 | 0 | 1958 | D06 | 0 | 407 | SR11 | 90 | 185 | BR16 | 64 | 205 | D021 | 0 | 308 |
| SR2 | 90 | 2400 | SR7 | 90 | 2400 | BR12 | 64 | 205 | SL17 | 90 | 185 | SL22 | 90 | 2400 |
| PT3 | 0 | 1958 | D08 | 0 | 69 | BL13 | 64 | 205 | SR*18 | 90 | 2400 | 23 | 0 | 806 |
| D04 | 0 | 389 | NT9 | 0 | 730 | BR14 | 64 | 205 | D019 | 0 | 54 | 24 | 0 | 806 |
| SR5 | 90 | 2400 | SL*10 | 90 | 2400 | BL15 | 64 | 205 | SR20 | 90 | 2400 | | | |

**Bracing**

| Type | X Range | Y Range | Length | Near / Far | Width / Gauge | Width | Connection | Location |
|---|---|---|---|---|---|---|---|---|
| Plate | 827 - 1633 | 2215 - 2515 | 806 | Far | | 300 | | |
| Plate | 827 - 1633 | 2215 - 2515 | 806 | Near | | 300 | | |

## W154 C90_37-0.95BMT-G350
1 : 85
External Wall :No
Load Bearing :Yes

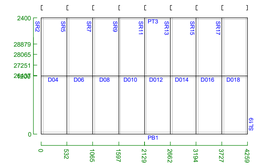

**Items**

| Item | Pitch | Length | Item | Pitch | Length |
|---|---|---|---|---|---|
| PB1 | 0 | 4259 | SR15 | 90 | 2400 |
| SR2 | 90 | 2400 | D016 | 0 | 532 |
| PT3 | 0 | 4259 | SR17 | 90 | 2400 |
| D04 | 0 | 532 | D018 | 0 | 532 |
| SR5 | 90 | 2400 | SL19 | 90 | 2400 |
| D06 | 0 | 532 | | | |
| SR7 | 90 | 2400 | | | |
| D08 | 0 | 532 | | | |
| SR9 | 90 | 2400 | | | |
| D010 | 0 | 532 | | | |
| SR11 | 90 | 2400 | | | |
| D012 | 0 | 532 | | | |
| D014 | 0 | 532 | | | |

## W155 C90_37-0.95BMT-G350
1 : 320
External Wall :No
Load Bearing :Yes



**Items**

| Item | Pitch | Length | Item | Pitch | Length | Item | Pitch | Length | Item | Pitch | Length | Item | Pitch | Length | Item | Pitch | Length | Item | Pitch | Length |
|---|---|---|---|---|---|---|---|---|---|---|---|---|---|---|---|---|---|---|---|---|
| PB1 | 0 | 29393 | SR2 | 90 | 2400 | PT3 | 0 | 29393 | D04 | 0 | 140 | NT5 | 0 | 1230 | SL*6 | 90 | 2400 | SR7 | 90 | 185 | BR8 | 61 | 211 |

**Bracing**

| Type | X Range | Y Range | Length | Near / Far | Width / Gauge | Width | Connection | Location |
|---|---|---|---|---|---|---|---|---|
| Plate | 102 - 1408 | 2215 - 2515 | 1306 | Near | | 300 | | |
| Plate | 102 - 1408 | 2215 - 2515 | 1306 | Far | | 300 | | |
| Plate | 6941 - 8671 | 2215 - 2515 | 1730 | Near | | 300 | | |
| Plate | 6941 - 8671 | 2215 - 2515 | 1730 | Far | | 300 | | |
| Plate | 9197 - 10173 | 2215 - 2515 | 976 | Near | | 300 | | |
| Plate | 9197 - 10173 | 2215 - 2515 | 976 | Far | | 300 | | |
| Plate | 10783 - 11759 | 2215 - 2515 | 976 | Near | | 300 | | |
| Plate | 10783 - 11759 | 2215 - 2515 | 976 | Far | | 300 | | |
| Plate | 12936 - 14242 | 2215 - 2515 | 1306 | Near | | 300 | | |
| Plate | 12936 - 14242 | 2215 - 2515 | 1306 | Far | | 300 | | |
| Plate | 14256 - 15562 | 2215 - 2515 | 1306 | Near | | 300 | | |
| Plate | 14256 - 15562 | 2215 - 2515 | 1306 | Far | | 300 | | |
| Plate | 18453 - 19429 | 2215 - 2515 | 976 | Near | | 300 | | |
| Plate | 18453 - 19429 | 2215 - 2515 | 976 | Far | | 300 | | |
| Plate | 20211 - 21187 | 2215 - 2515 | 976 | Near | | 300 | | |
| Plate | 20211 - 21187 | 2215 - 2515 | 976 | Far | | 300 | | |

## W160 C90_37-0.95BMT-G350
1 : 85
External Wall :No
Load Bearing :No

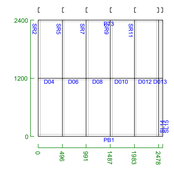

**Items**

| Item | Pitch | Length | Item | Pitch | Length |
|---|---|---|---|---|---|
| PB1 | 0 | 2568 | SL15 | 90 | 2400 |
| SR2 | 90 | 2400 | | | |
| PT3 | 0 | 2568 | | | |
| D04 | 0 | 496 | | | |
| SR5 | 90 | 2400 | | | |
| D06 | 0 | 496 | | | |
| SR7 | 90 | 2400 | | | |
| D08 | 0 | 496 | | | |
| SR9 | 90 | 2400 | | | |
| D010 | 0 | 496 | | | |
| SR11 | 90 | 2400 | | | |
| D012 | 0 | 496 | | | |
| D013 | 0 | 90 | | | |
| SL14 | 90 | 2400 | | | |

## W156 C90_37-0.95BMT-G350
1 : 229
External Wall :No
Load Bearing :Yes



**Items**

| Item | Pitch | Length | Item | Pitch | Length | Item | Pitch | Length | Item | Pitch | Length | Item | Pitch | Length | Item | Pitch | Length |
|---|---|---|---|---|---|---|---|---|---|---|---|---|---|---|---|---|---|
| PB1 | 0 | 21048 | D04 | 0 | 78 | D07 | 0 | 100 | SL*10 | 90 | 2400 | BL13 | 60 | 214 | BR16 | 60 | 214 |
| SR2 | 90 | 2400 | SL*5 | 90 | 2400 | U08 | 0 | 100 | SR11 | 90 | 185 | BR14 | 60 | 214 | BL17 | 60 | 214 |
| PT3 | 0 | 21048 | SR*6 | 90 | 2400 | NT9 | 0 | 3770 | BR12 | 60 | 214 | BL15 | 60 | 214 | BR18 | 60 | 214 |

| Item | Pitch | Length | Item | Pitch | Length | Item | Pitch | Length |
|---|---|---|---|---|---|---|---|---|
| BL19 | 60 | 214 | BR22 | 60 | 214 | | | |
| BR20 | 60 | 214 | BL23 | 60 | 214 | | | |
| BL21 | 60 | 214 | BR24 | 60 | 214 | | | |

**Bracing**

| Type | X Range | Y Range | Length | Near / Far | Width / Gauge | Width | Connection | Location |
|---|---|---|---|---|---|---|---|---|
| Plate | 40 - 4090 | 2215 - 2515 | 4050 | Near | | 300 | | |
| Plate | 40 - 4090 | 2215 - 2515 | 4050 | Far | | 300 | | |
| Plate | 9555 - 10361 | 2215 - 2515 | 806 | Near | | 300 | | |
| Plate | 9555 - 10361 | 2215 - 2515 | 806 | Far | | 300 | | |
| Plate | 10465 - 11271 | 2215 - 2515 | 806 | Near | | 300 | | |
| Plate | 10465 - 11271 | 2215 - 2515 | 806 | Far | | 300 | | |
| Plate | 11375 - 12181 | 2215 - 2515 | 806 | Near | | 300 | | |
| Plate | 11375 - 12181 | 2215 - 2515 | 806 | Far | | 300 | | |
| Plate | 12855 - 13931 | 2100 - 2400 | 1076 | Near | | 300 | | |
| Plate | 12855 - 13931 | 2100 - 2400 | 1076 | Far | | 300 | | |
| Plate | 15211 - 16017 | 2215 - 2515 | 806 | Near | | 300 | | |
| Plate | 15211 - 16017 | 2215 - 2515 | 806 | Far | | 300 | | |
| Plate | 16121 - 16927 | 2215 - 2515 | 806 | Near | | 300 | | |
| Plate | 16121 - 16927 | 2215 - 2515 | 806 | Far | | 300 | | |
| Plate | 17031 - 17837 | 2215 - 2515 | 806 | Near | | 300 | | |

## W158 C90_37-0.95BMT-G350
1 : 85
External Wall :No
Load Bearing :Yes

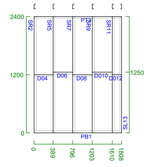

**Items**

| Item | Pitch | Length |
|---|---|---|
| PB1 | 0 | 1808 |
| SR2 | 90 | 2400 |
| PT3 | 0 | 1808 |
| D04 | 0 | 389 |
| SR5 | 90 | 2400 |
| D06 | 0 | 407 |
| SR7 | 90 | 2400 |
| D08 | 0 | 407 |
| SR9 | 90 | 2400 |
| D010 | 0 | 407 |
| SR11 | 90 | 2400 |
| D012 | 0 | 198 |
| SL13 | 90 | 2400 |

## W1P5la7te C91070M251T5 -G830650
1 : 320
External Wall :No
Load Bearing :Yes



**Items**

| Item | Pitch | Length | Item | Pitch | Length | Item | Pitch | Length | Item | Pitch | Length | Item | Pitch | Length | Item | Pitch | Length |
|---|---|---|---|---|---|---|---|---|---|---|---|---|---|---|---|---|---|
| PB1 | 0 | 29392 | SR2 | 90 | 2400 | PT3 | 0 | 29392 | D04 | 0 | 389 | SR5 | 90 | 2400 | D06 | 0 | 407 |

| Item | Pitch | Length |
|---|---|---|
| SR7 | 90 | 2400 |

**Bracing**

| Type | X Range | Y Range | Length | Near / Far | Width / Gauge | Width | Connection | Location |
|---|---|---|---|---|---|---|---|---|
| Plate | 3635 - 4941 | 2215 - 2515 | 1306 | Near | | 300 | | |
| Plate | 3635 - 4941 | 2215 - 2515 | 1306 | Far | | 300 | | |
| Plate | 18198 - 19004 | 2215 - 2515 | 806 | Near | | 300 | | |
| Plate | 18198 - 19004 | 2215 - 2515 | 806 | Far | | 300 | | |
| Plate | 19108 - 19914 | 2215 - 2515 | 806 | Near | | 300 | | |
| Plate | 19108 - 19914 | 2215 - 2515 | 806 | Far | | 300 | | |
| Plate | 20018 - 20824 | 2215 - 2515 | 806 | Near | | 300 | | |
| Plate | 20018 - 20824 | 2215 - 2515 | 806 | Far | | 300 | | |
| Plate | 21864 - 22970 | 2215 - 2515 | 1106 | Near | | 300 | | |
| Plate | 21864 - 22970 | 2215 - 2515 | 1106 | Far | | 300 | | |
| Plate | 23543 - 24349 | 2215 - 2515 | 806 | Near | | 300 | | |
| Plate | 23543 - 24349 | 2215 - 2515 | 806 | Far | | 300 | | |
| Plate | 24453 - 25259 | 2215 - 2515 | 806 | Near | | 300 | | |
| Plate | 24453 - 25259 | 2215 - 2515 | 806 | Far | | 300 | | |
| Plate | 25363 - 26169 | 2215 - 2515 | 806 | Near | | 300 | | |
| Plate | 25363 - 26169 | 2215 - 2515 | 806 | Far | | 300 | | |
| Plate | 26838 - 28144 | 2215 - 2515 | 1306 | Near | | 300 | | |
| Plate | 26838 - 28144 | 2215 - 2515 | 1306 | Far | | 300 | | |

## W159 C90_37-0.95BMT-G350
1 : 85
External Wall :No
Load Bearing :Yes

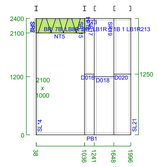

**Items**

| Item | Pitch | Length | Item | Pitch | Length | Item | Pitch | Length | Item | Pitch | Length | Item | Pitch | Length |
|---|---|---|---|---|---|---|---|---|---|---|---|---|---|---|
| PB1 | 0 | 1958 | SR6 | 90 | 300 | BR11 | 73 | 313 | D016 | 0 | 203 | SL21 | 90 | 2400 |
| SR2 | 90 | 2400 | BR7 | 73 | 313 | BL12 | 73 | 313 | SR17 | 90 | 2400 | 22 | 0 | 1076 |
| PT3 | 0 | 1958 | BL8 | 73 | 313 | BR13 | 73 | 313 | D018 | 0 | 407 | 23 | 0 | 1076 |
| SL*4 | 90 | 2400 | BR9 | 73 | 313 | SL14 | 90 | 300 | SR19 | 90 | 2400 | | | |
| NT5 | 0 | 1000 | BL10 | 73 | 313 | SR*15 | 90 | 2400 | D020 | 0 | 348 | | | |

**Bracing**

| Type | X Range | Y Range | Length | Near / Far | Width / Gauge | Width | Connection | Location |
|---|---|---|---|---|---|---|---|---|
| Plate | 38 - 1038 | 2100 - 2400 | 1076 | Far | | 300 | | |
| Plate | 38 - 1038 | 2100 - 2400 | 1076 | Near | | 300 | | |

ESTUDIOS Y DISEÑOS PARA LA CONSTRUCCIÓN DEL CEDI, CENTRO DE DISTRIBUCIÓN DE MEDICAMENTOS DEL HOSPITAL SAN RAFAEL DE YOLOMBÓ

PROPIETARIO:

ESE Hospital San Rafael Yolombó
Transformando vidas

HOSPITAL SAN RAFAEL
MUNICIPIO DE YOLOMBO

HOSPITAL SAN RAFAEL
MUNICIPIO DE YOLOMBO

CONSULTOR:

CONVERGE

CONVERGE CONSTRUCTORES S.A.S

LIENZO ingeniería

OBRA:

**CEDI HOSPITAL YOLOMBO**

CONTIENE:

DESPIECE MUROS 14

DISEÑÓ: ING. CESAR CORDOBA

DIBUJÓ: JORDAN RENTERIA GOMEZ

FIRMA:

ING. CESAR COROBA
MATRICULA: 011037-0612583 ANT

FIRMA REVISOR:

MODIFICACIONES:

| DESCRIPCIÓN | VERSIÓN | FECHA |
|---|---|---|
| DETALLE DE ESCALERA | 01 | 11/12/2025 |
| | | |
| | | |
| | | |
| | | |

FECHA: 11/12/2025

ESCALA P: INDICADA

CODIGO:

PLANO N°: 414

ARCHIVO: EST-CEDI YOLOMBO